




SCREENING TECHNOLOGY

Comprehensive technical data of screening machines for a wide range of applications

2025

Special edition of AT MINERAL PROCESSING



FREE DOWNLOAD
www.at-minerals.com



www.AT-minerals.com

CRUSHING TECHNOLOGY

Comprehensive technical data of
 crushers for a wide range of
 applications

2024

Special edition of AT MINERAL PROCESSING



The **AT CRUSHING TECHNOLOGY** supplement is an essential source of information for your investment decisions. This comprehensive product survey presents tabular overviews of stationary and mobile crushers (impact crushers, cone crushers, e.g.) – free of charge.

AT SCREENING TECHNOLOGY 2025

2 COMPANY PROFILES

- 2 HAVER & BOECKER NIAGARA
- 3 IFE Aufbereitungstechnik GmbH
- 4 JÖST GmbH & Co. KG
- 5 AUGUST MÜLLER GMBH & Co. KG
- 6 SPALECK GmbH & Co. KG
- 7 SWECO EUROPE S.A.

8 DATA SHEETS AND TABLES/ SERIES AND TYPES

- 8 Circular motion vibrating screen
- 16 Linear motion vibrating screen
- 22 Tumbler screen/Gyratory screen
- 24 Trommel screen
- 24 Mobile trommel screen
- 26 Elliptical motion vibrating screen
- 28 Others
- 34 Tension shaft screen / Flip-flow screen
- 36 Accessories
- 38 Analysis and laboratory sieves
- 40 Screen linings
- 44 Mobile screen combined operation
- 46 Mobile screen standalone operation

51 INDEX OF SUPPLIERS AND MANUFACTURERS

- 51 Suppliers
- 52 Screens
- 54 Screening surfaces
- 55 Wear
- 56 Analysis/Laboratory sieves
- 57 Accessories



is published by Bauverlag BV GmbH | Friedrich-Ebert-Str. 62 | 33330 Gütersloh and is a supplement of the Bauverlag journals



Explore Our Advancements in Aggregates & Industrial Minerals

Our advanced technology is engineered to handle the most difficult applications in the aggregates industry. We understand the importance of machine reliability and design each piece of equipment to thrive in extreme conditions.

HAVER & BOECKER



NIAGARA

HAVER NIAGARA GmbH
Robert - Bosch - Strasse 6
48153 Muenster · Germany
info@haverniagara.com
www.haverniagara.com

Haver&Boecker Niagara

Haver & Boecker Niagara is a leading provider in screening, pelletizing and primary crushing systems. The company's mission is to deliver the best of these technologies to customers in the mining, aggregates, minerals, cement, building materials, fertilizer and salt. With deep roots and years of experience in these industries, Haver & Boecker Niagara uses its innovative and shared technologies to effectively meet the needs of customers around the world.

Niagara T-Class Concentric Inclined Screen


The Niagara T-Class two-bearing vibrating screen offers a high degree of versatility, and is configurable to almost any material processing application within the aggregates, mining, industrial minerals, recycling industries and more.

Global Solutions

Haver & Boecker Niagara uses its innovative and shared technologies to effectively meet the needs of customers around the world.

Scarabaeus Pelletizing Disc

Scarabaeus pelletizing discs are used to pelletize fine materials in order to improve their storage and transportation properties, thus increasing their market value. The inclination, speed, and side wall height can be adjusted to for optimal operation, increasing the productivity and profitability of the entire system.



© I Haver Niagara GmbH



© I Haver Niagara GmbH



Your special solution is our standard



We are the problem solver for your application

IFE Aufbereitungstechnik GmbH has been involved in the manufacture of machines for the processing of bulk materials for more than 70 years.

Constant improvements, new developments and innovations not only made us one of the world's leading manufacturers of vibroconveyors, screening machines and magnetic separators but also the only manufacturer that offers complete solutions in these product areas.



© IFE Aufbereitungstechnik GmbH

IFE linear vibrating screen – high performer for 1 200 tons of copper ore per hour

Thanks to our practical experience across many different industries and applications of the entire bulk material processing, we can assert ourselves on the world market.

That's what characterizes us!

It is our claim to meet customers' expectations, react quickly and reliably to their requirements and always keep our word.

IFE has a history, a tradition. We develop, collect experiences, work hard, deliver highest quality and keep our promises.

Further, we strive for long-term cooperations / partnerships with our customers, employees and suppliers. Therefore quality, environmental protection, occupational health and safety are among our primary corporate principles.

NEW: i-STEP – smart tools for efficient processing

Sensors and smart analysis tools form the basis of this new product category. With i-STEP Vibrosense users can carry out a quick and detailed vibration analysis simply with a sensor and their smartphone or tablet.

The i-STEP Workbench offers long-term monitoring and further functions integrating various sensors and machine data in its user-friendly online platform.



© IFE Aufbereitungstechnik GmbH

i-STEP: digital tools for optimizing material handling processes

Products

- Vibroconveyor Technology
- Screening Technology
- Magnetic Technology

Customer industries

- Recycling and Waste
- Sand and Gravel
- Iron and Steel Works
- Coal
- Foundries
- Mines
- Slag Processing

IFE Aufbereitungstechnik GmbH

Patertal 20 • 3340 Waidhofen an der Ybbs • AUSTRIA
Phone: +43 7442 515-0
Mail: office@ife-bulk.com
Web: www.ife-bulk.com




YOUR APPLICATION.

OUR SCREENING TECHNOLOGY.

No matter how different the materials to be screened are, customers can find the right solution at JOEST.

The screening solutions offered by JOEST are as diverse as the bulk solids they are used to process. In the basic industry range, the products screened range from hard rock and sands through coal to all types of ore. These are screened in both wet and dry processes. For difficult-to-screen products, special machines are available. But for recycling too, JOEST can always supply the corresponding screen.

Flip-Flow Screens OSCILLA Family

Screening challenging and inhomogeneous products require special processing technology. During operation, blockages in the screen are almost entirely prevented and the material is dispersed to enable fine grain separation. Conventional screens are usually unable to deliver this performance – this is where JOEST Flip-Flow Screens from the OSCILLA Family are used. Typical screen cuts are in a range between 0,5 and 40 mm.

Finger Cascade Screen TopSpin

For pre-separation in recycling plants, cascade screens are increasingly used for difficult-to-screen products. Their advantage is that they screen out long pieces and inhomogeneous products with almost no blockages.

Circular Motion Screen

Circular motion screens are used for the pre- or final classification of free flowing, medium- to coarse-grained bulk materials. The basic motion of this screen is circular motion. Typically designed with an inclination of 10° to 30°, this screen enables the optimum throughput for just about any application.

Linear Motion Screen

Linear motion screens are used to meet high requirements for separation efficiency in almost all industries.

Finger Rod Screens STABROFLEX and STABROFIX

The STABROFLEX is used to screen bulk material with a tendency to clogging and cannot be screened on conventional screen decks. With its sturdy structure, the STABROFIX is used for coarse pre-separation, but especially to relieve the load on downstream crushers.

GRIZZLY Screens

Heavy duty screens with GRIZZLY bars are mainly used for pre-separation or to relief downstream crusher from fine material.

Rod Screen GRECCO

Depending on the geological factors, in the quarrying of natural stone products (e.g. limestone, greywacke, porphyry, diabase, etc.) the material extracted can often contain a more or less high content of soil and clay which blind conventional screen decks. Such material can be screened nearly maintenance-free using JOEST GRECCO screens. The basically GRECCO screen is a STABROFLEX execution with self-cleaning effect.

Banana Screen

Banana screens are high-capacity vibrating screens. They were developed according to the "thin-layer theory" due to improve screen efficiency by separating most of the fines directly at the feed end.

Dewatering Screen

Linear-motion screens are primarily used for sand dewatering and are now used in most different industries.

Wet-Sizing Screen

Wet-sizing screens are used to increase the straight throughput rate and to reach sharper screen cuts. Furthermore, they can be used as washing screens.

JÖST GmbH + Co. KG

Gewerbestr. 28-32, 48249 Dülmen, Germany
Fon: +49 2590 98-0, Fax: +49 2590 98-101
info@joest.com, www.joest.com

THINK BIG!

Expertise. Worldwide. August Müller GmbH & Co. KG

August Müller GmbH & Co. KG is a German plant and machine engineering company that has been firmly established in the worldwide quarrying industry for more than 125 years. From the first planning steps, through production and installation to an extensive after-sales service, the company provides exceptional customer support.

Absolute core expertise is invested in the planning and engineering of primary crushers for processing blasted material with rock sizes up to 1 500 mm edge length. These machines are designed and customized to a capacity from around 200 t/h to well over 1 000 t/h.



PLANT ENGINEERING

- Primary crushing plants with a capacity well over 1 000 t/h
- Screens / silos plants with capacities from 150 t/h to 600 t/h
- Mobile systems with capacities up to 1 000 t/h

ROLLER SCREEN

- Separation and cleaning of very dirty feed material
- Screening to 0 – 150 mm
- Capacity up to 3 000 t/h
- No sticking or clogging thanks to scrapers below the shafts
- Individual design to meet customer specifications
- Separate drive unit

FINGER ROLLER SCREEN

- Dry processing of material that has been so far impossible to screen
- Preservation of resources thanks to more efficient material yield
- Screening to 0 – 8 mm
- Capacity up to 350 t/h
- Individual design to meet customer specifications
- No sticking or clogging thanks to the special finger disc geometry
- Change in the product size by +/- 30 % with variation of the speed by means of frequency converters



Products

- Chain conveyors
- Push feeders
- Roller screens
- Finger roller screens
- Apron conveyors
- Crushers
- Belt conveyors
- Special designs

AUGUST MÜLLER GMBH & CO. KG

Maschinenfabrik | Stahlbau
Berner Feld 15, 78628 Rottweil
Germany
Tel. +49 (0) 741 2802-0
Fax +49 (0) 741 2802-12
service@august-mueller.com
www.august-mueller.com



BEST SCREENING. BEST SORTING.

Customized solutions for conveying and separation processes

Highly efficient, custom-designed to your needs and on site absolutely reliable: SPALECK screens are focused on optimizing your bulk material and recycling processes.

As one of the leading manufactures of screening technology worldwide SPALECK is setting standards in the area of conveying and separation solutions. Whether you need a stand-alone system or a screening machine as a part of your processing line: You can rely on SPALECK.

Andreas Ahler, the managing director of SPALECK GmbH & Co. KG, comments: "We want to offer our customers the best solution for their applications. This includes an optimum screening result, an excellent product quality and a high safety of investment. The customer gets exactly this safety with our philosophy, i.e. to develop machines, which easily adapt themselves to the material to be screened."

Due to their modular design you can integrate all SPALECK machines very easily into your business. Even changing materials are no problem any longer, thanks to the patented technology which is adjustable to almost all kinds of bulk materials. Therefore you will get high screening performance, best screening results and proven solutions even for very complex materials.

SPALECK customers profit from a proven service. In addition, SPALECK offers its TestCenter as special service where customers and those interested may test their applications in advance and solve the tasks involved.

Spaleck GmbH & Co. KG
 Robert-Bosch-Str. 15, 46397 Bocholt, Germany
 Phone: +49 2871 2134-0, Fax: +49 2871 2134-229
 f-s@spaleck.de, www.spaleck.de



FORWARD THINKING. SINCE 1869.



CONVEYING & SEPARATION TECHNOLOGY

RECYCLING WASTE SCREENS > FLIP-FLOW SCREENS > 3D COMBI FLIP-FLOW SCREENS > MOBILE SCREENS
 VIBRATING CONVEYORS > INFEED UNITS > DENSITY SEPARATORS

www.spaleck.de




Corporate description

Since 1942 when we patented the Vibro-Energy Round Separator, SWECO® has been on the leading edge of separation technology. As a Schlumberger business unit, SWECO has the ability and strength of a global corporation to take care of its customers anywhere in the world.

Technologies

SWECO has the ability to separate coarse, fine, and ultrafine particle sizes, depending on your application. SWECO's use of high-speed vibration, ultrasonic technology, and centrifugal machinery enables it to effectively perform these particle processes for wet or dry applications.

In addition to the full line of vibratory round separators, SWECO offers a complete line of horizontal gyratory sifters, offering high capacity and high performance. SWECO's unique uniform gyratory motion provides equal efficiency and debinding effectiveness across the entire screen area. Known for their durability, reliability and accuracy of separation, the ATLAS Gyratory Sifters are used throughout the world to handle numerous screening applications such as.

- Animal feed
- Abrasives
- Fertilizers
- Frac sand
- Grains
- Minerals
- Oil Seeds
- Plastics
- Salt
- Sugar
- Recycling
- Refractories
- and more



ATLAS Gyratory Sifter

The various models of the ATLAS Sifters are engineered to allow one to four separations in a single machine, ranging from 30–800 square feet of screening area. This flexibility is available because of the ability to feed the material at a single point or independently to each deck.

The Sifters allow for quick and easy screen changes in under one minute per deck, with no heavy lifting or tedious clips to engage. The screens can be replaced from either end of the machine without the need to remove the ball trays. In the event of screen failure, the over- and under-size material from each deck can be sampled individually, eliminating the guesswork about which screen has failed. All SWECO ATLAS Gyratory Sifters come with an integral support stand that can ship fully assembled. The design eliminates the need for any assembly onsite, reducing customer installation cost, and bringing product to market faster!

Technical services

The most predominant service SWECO offers is in the field of service engineers, who on average maintain more than 20 years of experience. SWECO also offers its customers the convenience of field tests as well as on-site testing laboratories in the United States, Europe, and Asia, where full-scale tests can be run.

With 9 manufacturing or service facilities and over 100 sales offices around the world, SWECO is confident that we can provide quality, value, and performance to our customers by meeting your processing needs today, tomorrow, and far into the future.



ATLAS units in the production of Frac Sand

SWECO EUROPE SA
 Rue du Commerce 21
 BELGIUM
 Phone: +32 67 89 34 34
 europe@sweco.com
 www.sweco.com



**CIRCULAR MOTION
VIBRATING SCREEN**

Technical specifications

	External height [mm]	External width [mm]	External length [mm]	Screen surface (b x l) [mm x mm]	Open area [m ²]	No. of screen decks	Total weight of screen [t]	Capacity [t/h]	Max. feed particle size [mm]	No. of possible product fractions	Product particle size(s) [mm]	Required power [kW]
--	----------------------	---------------------	----------------------	-------------------------------------	--------------------------------	---------------------	-------------------------------	-------------------	---------------------------------	--------------------------------------	-------------------------------------	------------------------

ALLGAIER PROCESS TECHNOLOGY GMBH



VRS 600	1380	950	1100	Ø 600	0.28	1-3	0.165	1.1	20	4	0.08-10.0	0.3
VRS 800	1380	1100	1280	Ø 800	0.50	1-3	0.240	2.0	20	4	0.08-10.0	1.1
VRS 1000	1450	1550	1750	Ø 1.006	0.79	1-3	0.355	3.2	20	4	0.08-10.0	1.1
VRS 1200	1570	1650	1900	Ø 1.200	1.10	1-3	0.510	4.5	20	4	0.08-10.0	1.35
VRS 1500	1580	2000	2250	Ø 1.427	1.59	1-3	0.620	6.3	20	4	0.08-10.0	2.2
VIBRALL D 500	1000	950	950	Ø 500	0.20	1	0.130	3	50	2	0.5-20	2 x 0.17
VIBRALL D 600	1200	900	1050	Ø 600	0.28	1-2	0.160	5	50	3	0.5-20	2 x 0.30
VIBRALL D 800	1350	1000	1250	Ø 800	0.50	1-2	0.300	9	50	3	0.5-20	2 x 0.53
VIBRALL D 950	1550	1400	1550	Ø 1.000	0.70	1-2	0.370	14	50	3	0.5-20	2 x 0.68
VIBRALL D 1200	1680	1550	1700	Ø 1.200	1.10	1-2	0.470	20	50	3	0.5-20	2 x 0.75
VIBRALL D 1600	2130	2000	2100	Ø 1.520	1.85	1-2	1.200	31	50	3	0.5-20	2 x 1.10
VIBRALL D 1800	1680	2250	2380	Ø 1.830	2.60	1	1.280	46	50	2	0.5-20	2 x 1.10
VIBRALL F 600	340	1000	1200	Ø 600	0.28	1	0.180	5	50	2	0.5-20	2 x 0.30
VIBRALL F 800	460	1150	1400	Ø 800	0.5	1	0.200	9	50	2	0.5-20	2 x 0.30
VIBRALL F 950	509	1610	1610	Ø 950	0.70	1	0.240	12	50	2	0.5-20	2 x 0.30
VIBRALL D 800 HP	1300	1300	1500	Ø 800	0.5	1	0.250	20-30	4	2	0.5-20	2 x 0.30

BINDER + CO AG



KS	1000-5000	1000-3900	2000-13000	1.3-40.8 m ²	depending on screening surface	1-3	1-27	≤ 1000	≤ 1000	5	1-300	2.0-75
----	-----------	-----------	------------	-------------------------	-----------------------------------	-----	------	--------	--------	---	-------	--------

GKM SIEBTECHNIK GMBH



KTS-V 450	775-1330	450	450	Ø 455	0.11	1-3	0.04	depending on material	0.02-20	4	0.02-20	0.19
KTS-V 600	935-1495	600	600	Ø 670	0.27	1-3	0.09	depending on material	0.02-20	4	0.02-20	0.42
KTS-V 800	965-1385	800	800	Ø 825	0.42	1-3	0.1	depending on material	0.02-20	4	0.02-20	0.42
KTS-V 900	830-1150	900	900	Ø 1010	0.6	1-3	0.2	depending on material	0.02-20	4	0.02-20	1.20
KTS-V1200	855-1180	1200	1200	Ø 1225	0.93	1-3	0.25	depending on material	0.02-20	4	0.02-20	1.20
KTS-V 1500	1080-1390	1500	1500	Ø 1555	1.45	1-3	0.5	depending on material	0.02-20	4	0.02-20	2.75
KTS-VP2 600	594	810	1154	Ø 660	0.3	1	132	25	0.02-20	2	0.02-20	2 x 0.35
KTS-VS 600	725-955	600	600	Ø 674	0.29	1-3	0.13	depending on material	0.02-20	4	0.02-20	0.24
KTS-VS 800	725-955	800	800	Ø 774	0.42	1-3	0.2	depending on material	0.02-20	4	0.02-20	0.24
KTS-VS 1000	790-1020	1000	1000	Ø 1018	0.79	1-3	0.3	depending on material	0.02-20	4	0.02-20	1.2
KTS-VS 1200	925-1175	1200	1200	Ø 1262	1.13	1-3	0.36	depending on material	0.02-20	4	0.02-20	1.2
KTS-V2 450	385-505	450	450	Ø 465	0.11	2	0.04	depending on material	0.02-20	2	0.02-20	0.19
KTS-V2 600	481-599	600	600	Ø 704	0.27	2	0.13	depending on material	0.02-20	2	0.02-20	0.70
KTS-V2 800	495-608	800	800	Ø 843	0.42	2	0.21-0.23	depending on material	0.02-20	2	0.02-20	0.70
KTS-V2 900	770-960	900	900	Ø 1030	0.6	2	0.25	depending on material	0.02-20	2	0.02-20	1.24
KTS-V2 1200	740-880	1200	1200	Ø 1250	0.92	2	0.274-0.299	depending on material	0.02-20	2	0.02-20	1.24
KTS-V2 1500	940-1070	1500	1500	Ø 1510	1.45	2	0.50	depending on material	0.02-20	2	0.02-20	1.60
KTS-V2 1600	967	1600	1600	Ø 1580	1.8	1	0.45	depending on material	0.02-20	2	0.02-20	1.80
KTS-V2 2000	1126	2000	2000	Ø 1901	2.6	1	0.75	depending on material	0.02-20	2	0.02-20	3.6

**CIRCULAR MOTION
VIBRATING SCREEN**

Technical specifications

		External height [mm]	External width [mm]	External length [mm]	Screen surface (b x l) [mm x mm]	Open area [m²]	No. of screen decks	Total weight of screen [t]	Capacity [t/h]	Max. feed particle size [mm]	No. of possible product fractions	Product particle size(s) [mm]	Required power [kW]	
HAVER NIAGARA GMBH, MÜNSTER														
	T-CLASS 2-bearing screen	500–2500	800–2400	2000–7000	1.6–16.8		4		≤ 800	≤ 300	5	2–150	≤ 55	
	F-CLASS New generation 4-bearing screen with buffered outer bearings	1000–2500	1500–2400	4000–7000	6–16.8		3		≤ 1500	≤ 500	4	2–300	≤ 75	
	NIAGARA 4-bearing scalper	1000–2000	1200–2700	3000–7000	3.6–18.9		4		≤ 2500	≤ 2000	5	2–500	≤ 110	
IFE AUFBEREITUNGSTECHNIK GMBH														
	Shaft drive													
	US 1250 x 4000 UW20	1855	1750	4300	1250 x 4000	5	1	1.875			2		11	
	US 1600 x 4000 UW20	1855	2100	4300	1600 x 4000	6.4	1	2.125			2		11	
	US 1600 x 5000 UW20	2100	2100	5300	1600 x 5000	8	1	2.575			2		11	
	US 2000 x 5000 UW20	2100	2500	5300	2000 x 5000	10	1	2.925			2		11	
	US 2000 x 5000 UW24	2100	2500	5300	2000 x 5000	10	1	3.175			2		15	
	US 2000 x 6300 UW24	2395	2500	6600	2000 x 6300	12.6	1	3.875			2		15	
	US 2500 x 6300 UW24	2395	3000	6600	2500 x 6300	15.7	1	4.625			2		15	
	US 2500 x 6300 UW30	2395	3000	6600	2500 x 6300	15.7	1	5.075			2		22	
	U2S 1250 x 4000 UW20	2350	1750	4300	1250 x 4000	10	2	2.750			3		11	
	U2S 1600 x 4000 UW20	2350	2100	4300	1600 x 4000	12.8	2	3.225			3		11	
	U2S 1600 x 5000 UW24	2755	2100	5300	1600 x 5000	16	2	4.125			3		15	
	U2S 2000 x 5000 UW24	2755	2500	5300	2000 x 5000	20	2	4.750			3		15	
	U2S 2000 x 6300 UW30	3195	2500	6600	2000 x 6300	25.2	2	5.925			3		22	
	U2S 2500 x 6300 UW36	3195	3000	6600	2500 x 6300	31.5	2	8.075			3		30	
	U2S 3000 x 7000 UW36V	3650	3500	7300	3000 x 7000	42	2	14.800			3		45	
	Unbalanced Motor													
	US 400 x 1000	850	750	1140	400 x 1000	0.4	1	0.250			2		0.5	
	US 500 x 1250	935	850	1375	500 x 1250	0.6	1	0.300			2		1.15	
	US 650 x 1600	1055	1000	1705	650 x 1600	1.0	1	0.400			2		1.15	
	US 800 x 2000	1320	1150	2005	800 x 2000	1.6	1	0.600			2		1.8	
	US 1000 x 2500	1490	1350	2475	1000 x 2500	2.5	1	0.850			2		2.31	
	US 1250 x 3200	1920	1600	3400	1250 x 3200	4.0	1	1.200			2		4.0	
	U2S 400 x 1000	975	750	1140	400 x 1000	0.8	2	0.300			3		1.15	
	U2S 500 x 1250	1145	850	1375	500 x 1250	1.2	2	0.350			3		1.15	
U2S 650 x 1600	1265	1000	1705	650 x 1600	2.0	2	0.500			3		1.8		
U2S 800 x 2000	1585	1150	2005	800 x 2000	3.2	2	0.900			3		2.31		
U2S 1000 x 2500	1755	1350	2475	1000 x 2500	5	2	1.200			3		4.0		
U2S 1250 x 3200	2300	1600	3100	1250 x 3200	8.0	2	1.800			3		4.0		
JÖST GMBH + CO. KG														
	Unbalance motor													
	SVE	700–2000	750–1900	1000–4000	300 x 600–1400 x 3000	0.18–4.2	1	0.2–1.5	≤ 350	≤ 200	2	1–50	0.6–9.5	
	SVZ	1000–2500	750–1900	1000–4000	300 x 600–1400 x 3000	0.36–8.4	2	0.3–2.6	≤ 350	≤ 200	3	1–50	0.8–9.5	
	SVD	1500–3000	750–1700	1000–3500	300 x 600–1200 x 2500	0.54–9.0	3	0.4–2.8	≤ 250	≤ 200	4	1–50	1.2–9.5	
	SVV	2000–3500	750–1700	1000–3500	300 x 600–1200 x 2500	0.72–12.0	4	0.5–3.0	≤ 250	≤ 200	5	1–50	1.2–9.5	
	Shaft drive													
	SWE	800–3000	1600–4100	2500–8000	1000 x 2000–3500 x 7000	2.0–24.5	1	0.9–6.5	≤ 2000	≤ 300	2	1–100	4.0–18.5	
	SWZ	1800–3000	1600–4100	2500–8000	1000 x 2000–3500 x 7000	2.0–24.5	2	1.3–9.8	≤ 2000	≤ 300	3	1–100	4.0–30.0	
	SWD	2100–3500	1600–3100	2500–8000	1000 x 2000–3000 x 7000	2.0–24.5	3	1.7–24	≤ 1500	≤ 300	4	1–100	5.5–30.0	
	SWV	2400–3500	1600–3100	2500–7000	1000 x 2000–2500 x 6000	2–15	4	2.0–24	≤ 1100	≤ 300	5	1–100	5.5–30.0	

**CIRCULAR MOTION
VIBRATING SCREEN**

Technical specifications												
External height [mm]	External width [mm]	External length [mm]	Screen surface (b x l) [mm x mm]	Open area [m²]	No. of screen decks	Total weight of screen [t]	Capacity [t/h]	Max. feed particle size [mm]	No. of possible product fractions	Product particle size(s) [mm]	Required power [kW]	

MERZ AUFBEREITUNGSTECHNIK GMBH

	Screening machine, sloped surface, unbalanced motor(s)											
	UKA	800-1200	400-1200	1200-2500	400 x 1200-1200 x 2500	0.5-3	1	0.3-1.5	< 100	< 150	2	1-50
Screening machine, two different sloped surfaces for pre-screening and screening												
MEVIB-N	1000-2000	800-1200	1800-2500	800 x 2500-1200 x 2500	2-3	1-2	0.8-2.5	20-100	different	3	different	5.5-11

METSO

	RF	varies per application	1500-3000	3600-7300	1500 x 3600-3000 x 7300	depending on mesh size	1-2	4.5-22.5	≤ 2000	≤ 300	3	1-150	15-60
	RF-P		1500-3000	3600-7300	1500 x 3600-3000 x 7300				≤ 2000	≤ 600	3	1-150	15-60
	GfA (circular)		800-2500	2000-7000	800 x 2000-2500 x 7000	depending on mesh size	1-3	0.8-13	≤ 1000	≤ 600	4	1-150	4-37
	CVB		1565-3090	3660-7320	1565 x 3660-3090 x 7320	depending on mesh size	1-4	3.6-25	≤ 1200	≤ 400	5	1-200	15-2 x 30
	COMPACT CVB		1500-2600	4000-6100	1500 x 4000-2600 x 6100	depending on mesh size	2-4	3.7-17.5	≤ 1000	≤ 350	5	1-150	15-30

RHEWUM GMBH

	RHEox	1400-1600	2500	4000	1950 x 3000	2.925	1 or 2	3.0-5.0	200-1000	≤ 300	3	15-50	7.5-30
	RHEhydrox (wet screen)	1600-1800	2500	5000	1950 x 4000	3.9	1 or 2	4.0-6.0	200-1000	≤ 300	3	15-50	7.5-30
	other sizes on request	1600-1800	2500	5500	1950 x 4500	4.38	1 or 2	5.0-7.0	200-1000	≤ 300	3	15-50	7.5-30
		1800-2300	2500	6000	1950 x 5000	4.875	1 or 2	6.0-8.0	200-1000	≤ 300	3	15-50	7.5-30
		1600-1800	2700	5500	2200 x 4500	4.95	1 or 2	6.0-8.0	200-1000	≤ 300	3	15-50	7.5-30
		1800-2300	2700	6000	2200 x 5000	5.5	1 or 2	6.0-8.0	200-1000	≤ 300	3	15-50	15-30
		2000-2500	2700	7000	2200 x 6000	6.6	1 or 2	6.0-8.0	200-1000	≤ 300	3	15-50	15-30
		1600-1800	2900	5500	2400 x 4500	5.4	1 or 2	7.0-8.0	200-1000	≤ 300	3	15-50	15-30
		1800-2300	2900	6000	2400 x 5000	6	1 or 2	7.0-8.0	200-1000	≤ 300	3	15-50	15-30
		2000-2500	2900	7000	2400 x 6000	7.2	1 or 2	7.0-8.0	200-1000	≤ 300	3	15-50	15-30
		2500-3000	2900	8500	2400 x 7500	9	1 or 2	7.0-8.0	200-1000	≤ 300	3	15-50	22.5-30
		1800-2300	3200	6000	2700 x 5000	6.75	1 or 2	8.0-10.0	200-1000	≤ 300	3	15-50	22.5-30
		2000-2500	3200	7000	2700 x 6000	8.1	1 or 2	8.0-10.0	200-1000	≤ 300	3	15-50	22.5-30
		2500-3000	3200	8500	2700 x 7500	10.125	1 or 2	8.0-10.0	200-1000	≤ 300	3	15-50	22.5-30

ROTEX GROUP

	RTX360 SD 60-2	1395	1981	1981	1.8 m²	Depending on application	2	0.5	Depending on application	Depending on application	3	Depending on application	2
--	----------------	------	------	------	--------	--------------------------	---	-----	--------------------------	--------------------------	---	--------------------------	---

RUSSELL FINEX NV

	Russell Compact Sieve®/ Finex Separator™	300-1800	250-1500		250-1500	0.049-1.82	≤ 4	depending on machine	depending on material	up to mm-range	5	0.02-20	≤ 5
--	--	----------	----------	--	----------	------------	-----	----------------------	-----------------------	----------------	---	---------	-----

New And Used Quarry Equipment In Stock

Over 50 CRUSHERS:

JAW, IMPACT, CONE, SMOOTH- and TWO-ROLL, HAMMER MILLS etc. (Hazemag, Metso/Nordberg/Lokomo, Kleemann, Sandvik/Aubema, KHD/Wedag, Boehringer, Weserhuetten, Brown Lenox, Ibag, Krupp, Ammann etc.) From 1 up to 112 Tons weight.

Over 100 VIBRATING SCREENS:

From 400 x 1.000mm. up to 2.400 x 7.000mm. (Siebtechnik, Hein Lehmann, Binder, Haver & Boecker, Schenck, Cyrus, Metso/Allis/Svedala, Aviteq/AEG, GFT, Krupp, Mogensen, GFA, Locker, SKET, Rhowum, Hoppe, Derrick, Hoppe etc.)

A few hundred GEAR BOXES:

Up to 375KW and 1:300 ratio. (WGW/TGW, Hansen, Flender.)

Over 100 MAGNETIC SYSTEMS:

Overband separators, Magnetic Rolls, Magnetic Drums, Scrap Magnets etc. From 0.5 up to 20KW Magnetic Power. (Steinert, Wagner, KHD Humboldt, Krupp, Demag Goudsmit, Bakker, AME, KN, F & G, Skot, VEB, HNS, Unac, Ardelwerke etc.)

Over 100 FEEDERS:

From 500 up to 8.000mm long. From 300 up to 3.000mm width. (AEG, Jost, UHDE, Schenck, Friedrich, IFE, Honert, FMW, BMD, Cyrus etc.)

Hundreds of ELECTRICAL MOTORS:

With/without gears. Up to 355KW. (German made)





CONVEYORS, CONVEYOR-BELTS & CONVEYOR PARTS.

NL-6027 NT Soerendonk
Tel: +31-495-592388
Fax: +31-495-592315
www.hensen.com
E-mail: info@hensen.com

**CIRCULAR MOTION
VIBRATING SCREEN**
Technical specifications

		External height [mm]	External width [mm]	External length [mm]	Screen surface (b x l) [mm x mm]	Open area [m ²]	No. of screen decks	Total weight of screen [t]	Capacity [t/h]	Max. feed particle size [mm]	No. of possible product fractions	Product particle size(s) [mm]	Required power [kW]
SANDVIK													
	SG...H	2234-3177	1200-1500	3600-4000	depending on model	4.3-6.0	1-2	4.3-9.4	depending on model	1200	2-3	2-140	18.5-22
	SA (Basic Configuration)	1412-2985	1500-2400	3600-6000	depending on model	5.6-14.9	2-4	3.7-11.6	depending on model	200	3-5	1-130	11-22
	SJ (Basic Configuration)	1700-2980	1500-3000	3600-7300	depending on model	5.6-22.3	2-3	5.8-22.8	depending on model	300	3-4	1-140	15-22
	QA452	3550	3200	18 370	2 screens, 3 decks each: 1./2. deck: 3048 x 1524 3. deck: 2439 x 1524	4.5 m ² /deck	3	34	depending on material	depending on material	5	depending on material	74.5
	QA442	3500	3000	18 680	2 screens, 2 decks each: 1./2. screen: 3048 x 1524	4.5 m ² /deck	2	30	depending on material	depending on material	4	depending on material	74.5
	QA335	3400	3000	15 300	2 screens, 2 decks each: 1. screen: 1524 x 1524 2. screen: 2439 x 1524	3.6 m ² /deck	2	26	depending on material	depending on material	4	depending on material	74.5
SBM MINERAL PROCESSING GMBH													
		1300-3400 depending on application requirements	1620-3500 depending on application requirements	2700-7700 depending on application requirements	900 x 2000-2700 x 7000	1.8-24 m ² /deck	1, 2, 2.5, 3, 3.5 depending on application requirements	depending on the number of cuts, type of screen surface and screen load	individual design based on the grading curve of feed material, material properties and required separation (≤ 1000)	150 (200)	2-5	screening at approx. 1-100	depending on machine type and material
SCREENING TECHNOLOGY CONSULTING OHG													
	Single-deck screen	1855-2395	1750-3000	4000-6300	1250 x 4000-2500 x 6300	5.0-15.7	1	1.4-3.2	250-780	150	2	0.5-80	7.5-22
	Double-deck screen	2350-3190	1750-3000	4000-6300	1250 x 4000-2500 x 6300	10.0-31.4	2	1.9-4.3	250-780	150	3	0.5-80	11-30
SIEBTECHNIK GMBH													
	VR		500-1200	1000-3000	300-1000 x 800-2000	0.2-3/deck	1-2	0.2-4	< 200	200	3	< 100	< 4
	BV		1000-3000	800-10 000	400-2700 x 800-9000	0.3-20/deck	1	< 16	< 1000	500	2-4	< 300	< 30
	V		1000-3000	800-10 000	400-2700 x 800-9000	0.3-20/deck	1-3	< 16	< 1000	500	2-4	< 300	< 45
SPALECK GMBH & CO. KG													
	SEK/SEW	500-2500	600-3500	1200-7000	400 x 1000-2600 x 6000	0.35-15	1	≤ 5	≤ 500	≤ 500	2-3	0-200	≤ 15
	SZK/SZW	500-2500	600-3500	1200-8000	400 x 1000-2600 x 6000	0.7-30	2	≤ 9	≤ 500	≤ 500	3-4	0-200	≤ 22
	SDW	800-2500	1000-3500	1500-8000	600 x 1500-2600 x 6000	1.5-45	3	≤ 20	≤ 500	≤ 500	4-5	0-200	≤ 30
SWECO EUROPE													
	Universal round motion rectangular separator	1700	2000	3900	900 x 1200	3.7	max. 2	2	≤ 100	20	3	0.5-4.0	4
	Round motion rectangular separator	1700	2000	3900	900 x 1200	3.7	max. 2	2	≤ 100	20	3	0.5-4.0	4
	Round separator XS72	1200	2000	2000	1800 x 1800	2.5	max. 3	1.2	70	20	4	0-10	4

**LINEAR MOTION
VIBRATING SCREEN**

		Technical specifications											
		External height [mm]	External width [mm]	External length [mm]	Screen surface (b x l) [mm x mm]	Open area [m ²]	No. of screen decks	Total weight of screen [t]	Capacity [t/h]	Max. feed particle size [mm]	No. of possible product fractions	Product particle size(s) [mm]	Required power [kW]
BINDER + CO AG													
	LS	1000–5000	1000–4400	2000–13000	1.3–40.8 m ²	depending on screening surface	1–3	1–40	≤ 2000 (3000)	1000	4	1–300	2.0–75
DERRICK CORPORATION													
	Linear Motion Screen 2SG48-120W-4	1440	1435	3100	1219 x 3048	depending on screening surface about 30–50 %	1	about 2	depending on material	6–8	2	38 µm–2 mm	2 x 1.9
	2SG48-90W-3	1440	1435	2670	1219 x 2286	depending on screening surface about 30–50 %	1	about 1.6	depending on material	6–8	2	38 µm–2 mm	2 x 1.9
	2W56-168W-4	2627	2121	6077	1422–4267	depending on screening surface about 30–50 %	1	about 2	depending on material	8–10	2	38 µm–10 mm	2 x 3.6
	Stack Sizer 2SG48-60 R, 1 to 5 deck	max. 4120	1470	max. 4780	1219 x 1524/deck	depending on screening surface about 30–50 %	1–5	max. 5.5	depending on material	8–10	2	45 µm–5 mm	2 x 1.9
	SuperStack 2W56-60 R, 1 to 8 deck	max. 4472	1876	max. 5834	1422 x 1524/deck	depending on screening surface about 30–45 %	1–8	max. 10	depending on material	10	2	53 µm–6.5 mm	2 x 3.7
HAYER NIAGARA GMBH, MÜNSTER													
	XI-CLASS Linear vibrating screen with exciter drives	500–3000	1200–4200	2000–9000	2.4–37.8		3		≤ 15000	≤ 800	4	2–100	≤ 150
IFE AUFBEREITUNGSTECHNIK GMBH													
	Horizontal with motors single deck				315–1600 x 1000–4000	≤ 6.4	1				2		1–12.4
	double deck				315–1250 x 1000–3200	≤ 8	2				3		1–12.4
	triple deck				315–1250 x 1000–2500	≤ 9.4	3				4		1–12.4
	Horizontal with exciter single deck				1000–5000 x 3000–11000	≤ 55	1				2		7.5–75
	double deck				1000–4000 x 3000–10000	≤ 80	2				3		7.5–110
	triple deck				1000–3200 x 3000–8000	≤ 76.8	3				4		7.5–135
	Grizzly Screen with motors single deck				650–1400 x 2000–4000	≤ 5.6	1				2		
	Grizzly Screen with exciter single deck				1000–3000 x 3000–6000	≤ 18	1				2		7.5–75
	Banana Screen with exciter single deck				1400–3200 x 6000–11000	≤ 35.2	1				2		7.5–75
	double deck				1400–3200 x 6000–10000	≤ 64	2				3		22–110
	Underwater Screen with exciter single deck				800–1600 x 4250–5300	≤ 8.48	1				2		7.5–75
	Dewatering Screen with motors				315–1600 x 1000–4000	≤ 6.4					2		
	with exciter				1000–2500 x 3000–6000	≤ 15					2		7.5–75
	Sizer with motor				500–2000 x 1750–2400		≤ 4				2–5		1–8
	with exciters				2000–3000 x 2400		≤ 4				2–5		7.5–15

**LINEAR MOTION
VIBRATING SCREEN**

Technical specifications												
	External height [mm]	External width [mm]	External length [mm]	Screen surface (b x l) [mm x mm]	Open area [m ²]	No. of screen decks	Total weight of screen [t]	Capacity [t/h]	Max. feed particle size [mm]	No. of possible product fractions	Product particle size(s) [mm]	Required power [kW]
JÖST GMBH + CO. KG												
JOEST	2 unbalance motors											
SUE	800–2500	750–2000	1000–5000	300 x 600–1400 x 4000	0.18–5.6	1	0.2–2.0	≤ 450	≤ 200	2	0.5–150	2 x 0.4–2 x 3.0
SUZ	1000–2800	750–2000	1000–5000	300 x 600–1400 x 4000	0.36–11.2	2	0.3–3.0	≤ 450	≤ 200	3	0.5–150	2 x 0.6–2 x 6.0
SUD	1200–3100	750–2000	1000–5000	300 x 600–1400 x 4000	0.54–16.8	3	0.4–3.8	≤ 450	≤ 200	4	0.5–150	2 x 0.8–2 x 9.5
	Exciter drive											
SRE	1500–2000	2100–5200	4000–11 000	1600 x 3000–4200 x 10 000	4.8–42.0	1	2.2–25.0	≤ 4000	≤ 300	2	0.5–150	7.5–5.5
SRZ	2000–2500	2100–5200	4000–11 000	1600 x 3000–4200 x 10 000	9.6–84.0	2	3.0–35.0	≤ 4000	≤ 300	3	0.5–150	7.5–75
SRD	2500–3000	2100–4500	4000–9000	1600 x 3000–3500 x 8000	14.4–84.0	3	3.8–35	≤ 2500	≤ 300	4	0.5–150	11–75
SRV	3000–3500	2100–4500	4000–9000	1600 x 3000–3500 x 8000	19.2–112.0	4	4.5–38.0	≤ 2500	≤ 300	5	0.5–150	11–90
	Scalping screen											
SUG	1000–2000	1000–2400	2500–4000	600 x 1500–1400 x 3000		1–2		max. 500	≤ 500	2	4–250	2–14
SRG	1500–3500	1600–5000	4500–9000	1200 x 4000–4000 x 8000		1–2		max. 5000	≤ 1000	2	4–250	15–90
MERZ AUFBEREITUNGSTECHNIK GMBH												
merz	Rectangular screening machine											
USA	1000–1750	500–1500	1200–3000	500 x 1200–1500 x 3000	0.6–4.5	1–2	0.4–3.5	< 250	< 150	2	< 50	1.2–11
	Multi-Deck-Screening Machine											
MDS	1000–2500	500–1000	1500–3500	500 x 1500–1000 x 3500	0.75–3.5	3–6(*2)	1–6*2	< 250	< 20	4–12	< 20	5.5–15
METSO												
Metso	1900–3800	1800	4100–5300	1040 x 1400	depending on mesh size	2, 4, 6, 8, 10	2–8	≤ 320	< 3	2	0.075–1	2 x 2.8
MF (multi sloped decks)		1800–4200	6100–8500	1800 x 6100–4200 x 8500	depending on mesh size	1–2	8–40	≤ 5000	≤ 600	3	1–100	30–90
LH (horizontal decks)		1800–3600	4800–7300	1800 x 4800–3600 x 7300	depending on mesh size	1–2	7–30	≤ 5000	≤ 300	3	1–100	30–90
GfA De-watering screens		600–2500	2000–6000	600 x 2000–2500 x 6000	depending on mesh size	1–2	0.8–11	≤ 400	≤ 200	3	2–150	15–44
GfA Grizzly screens		1000–2000	3000–4000	1000 x 3000–2000 x 4000	depending on mesh size	1	6–11.8	≤ 1000	≤ 1500	2	60–300	15–44
VG Scalpers		1300–2000	4000–6000	1300 x 4000–2000 x 6000	depending on mesh size	1	7–16	≤ 1500	≤ 1500	1	50–200	15–55
DF Banana Screens		1000–1600	1200–2600	1000 x 1200–1600 x 2600	depending on mesh size	3	2–4.6	≤ 450	≤ 250	4	2–125	2 x 2.7–2 x 6.6
PF (Pan Feeders)		1300–1600	6100	1300 x 6100–1600 x 6100			5–9	≤ 1000	≤ 1200			15–30
VF (Feeders)		1300–2000	6100–6600	1300 x 6100–2000 x 6600	depending on mesh size	1	7–15	≤ 1800	≤ 1500	1	50–200	30–55
RHEWUM GMBH												
RHEWUM	Multi deck screen											
RHEstack	500–1000	720	1100	500 x 700	0.175	≤ 11	0.6–1.0	0.35–100	15	≤ 12	0.1–10	0.6–1.4
other sizes on request	800–2000	720	1650	500 x 1400	0.35	≤ 11	0.8–1.4	0.35–100	15	≤ 12	0.1–10	1.0–1.8
	1000–2000	1490	2900	1000 x 2100	1.05	≤ 11	1.4–2.9	0.35–100	15	≤ 12	0.1–10	1.4–2.2
	1300–2200	1490	3990	1000 x 2800	1.4	≤ 11	2.0–3.6	0.35–100	15	≤ 12	0.1–10	1.6–2.4
	1300–2200	1900	2800	1400 x 2000	1.4	≤ 11	2.2–3.8	0.35–100	15	≤ 12	0.1–10	1.8–2.8
	1400–2400	2530	2900	2000 x 2100	2.1	≤ 11	2.8–4.2	0.35–100	15	≤ 12	0.1–10	2.2–3.5
	1800–2500	2530	3990	2000 x 2800	2.8	≤ 11	4.5–8.0	0.35–100	15	≤ 12	0.1–10	3.0–8.0
RHEflex & RHEdry	1300–1600	1400	2800	1000 x 2000	1	1–3	1.8–2.4	0.05–800	200	4	0.05–110	2.5–3.5
other sizes on request	1500–1800	1600	3300	1200 x 2500	1.875	1–3	2.0–2.8	0.05–800	200	4	0.05–110	3.2–4.5
	1700–2000	1900	3800	1500 x 3000	2.25	1–3	3.0–4.5	0.05–800	200	4	0.05–110	4.3–6.0
	1800–2200	2300	5300	1950 x 4500	4.38	1–2	5.0–7.0	0.05–800	200	3	0.05–110	6.0–9.0
ROTEX GROUP												
ROTEX GROUP	ROTEX 72A											
	1880	2261	6883	2032 x 4572	Depending on screen	2	6.1	Depending on application	Depending on application	3	Depending on application	7.5
	APEX 35-2											
	1575	1524	3861	1524 x 2134	Depending on screen	2	2	Depending on application	Depending on application	3	Depending on application	3.7
	Minerals Separator 4240-2											
	2972	4826	6731	9752 x 2286	Depending on screen	2	7	Depending on application	Depending on application	3	Depending on application	14.9
SANDVIK												
SANDVIK	QE442											
	3500	3200	16330	1. screen: 5480 x 1750 2. screen: 5000 x 1750	8.5	2	37	depending on material	depending on material	3	depending on material	96
	QE342											
	3400	3000	14840	1. screen: 4700 x 1446 2. screen: 4200 x 1430	7	2	29.5	depending on material	depending on material	3	depending on material	83
	QE241											
	3100	2500	9980	1. screen: 3352 x 1240 2. screen: 3090 x 1220	4.15	2	17.5	depending on material	depending on material	3	depending on material	55
	QE141											
	3100	2700	8780	3660 x 2440	5	1	20	depending on material	depending on material	2	depending on material	74.5
	Grizzly Screens SG (Basic Configuration)											
	900–1800	1220–2420	3000–5160	depending on model	2.2–12	1–2	4.2–20.5	depending on model	900–1500	2–3	60–250	2 x 7.5–2 x 37
	SL (Basic Configuration)											
	1600–2500	1800–3000	5000–7000	depending on model	8.9–22	1–3	8.5–25	depending on model	350	2–4	2–100	11–30

**LINEAR MOTION
VIBRATING SCREEN**
Technical specifications

		External height [mm]	External width [mm]	External length [mm]	Screen surface (b x l) [mm x mm]	Open area [m ²]	No. of screen decks	Total weight of screen [t]	Capacity [t/h]	Max. feed particle size [mm]	No. of possible product fractions	Product particle size(s) [mm]	Required power [kW]
SANDVIK													
	KL Kwatani Screen Range (Basic Configuration)	3660–24500	5980–26220	8530–29750	3.7 x 8.2–23.7 x 9.5	26–231.3	1–22	15.7–30.0	depending on application	350	2–3	1 - 100	37 - 90
	KM Kwatani Multi Slope (Basic Configuration)	3770–24230	3530–26850	7000–29410	2440 x 7015–24270 x 9455	14.9–236.4	1–22	10.1–33.2	depending on application	350	2–3	depending on material	30 - 90
	SLO Single Deck multi slope (Basic Configuration)	2800–25500	2600–25800	6400–210400	1800 x 6100–24900 x 9700	depending on screen media	1	9.0–40.0	depending on application	depending on application	1	depending on material	22 - 75
	SLD Double Deck multi slope (Basic Configuration)	4300–27000	2400–25400	6200–210300	1800 x 6100–24300 x 9700	depending on screen media	2	12.7–66.0	depending on application	depending on application	2	depending on material	22 - 185
	SLG Single Deck flat (Basic Configuration)	1700–2 3000	1700 x 4900	3000–210000	1000 x 2400–24300 x 8500	depending on screen media	1	2.5–36.0	depending on application	depending on application	1	depending on material	10 - 90
	SLK Double Deck flat (Basic Configuration)	2100–2 5400	1700–24900	3000–210200	1000 x 2400–24300 x 9000	depending on screen media	2	2.8–72.0	depending on application	depending on application	2	depending on material	10 - 90
	SLR Single Deck Grizzly (Basic Configuration)	1200–2 3300	1900–24500	2500–27700	1200 x 2200–23600 x 7700	depending on screen media	1	1.7–46.0	depending on application	depending on application	1	depending on material	7 - 45
	SLH Single Deck flat Hot Screen (Basic Configuration)	2500–23000	1900–24600	4800–28400	800 x 3000–24000 x 7000	depending on screen media	1	3.0–30.0	depending on application	depending on application	1–2	depending on material	11 - 55
SCREENING TECHNOLOGY CONSULTING OHG													
	Single-deck screen	1800–3500	1900–4500	3600–11 000	1500 x 3500–4300 x 9500	5.2–41.0	1	5.0–28.0	180–2000	300–500	2	5–120	7.5–55
	Double-deck screen	2200–4800	1900–4000	5600–8600	1500 x 3500–4300 x 7800	10.4–34.0	2	7.0–38.0	300–2000	300–500	4	5–120	12–90
SIEBTECHNIK GMBH													
	MHR	800–2500	700–2400	1000–4000	500–2000 x 700 x 2800	1–100	3–17	0.4–8	< 50	20	4–12	0.032–8	< 8
	HR		600–1500	800–10 000	400–1500 x 800 x 4000	0.3–6/deck	1–3	< 16	< 1000	200	2–4	< 100	< 8
	DWS		1000–3000	800–10 000	800–2700 x 800 x 9000	1–20/deck	1–3	< 20	< 1000	500	2–4	< 300	< 30
	BHG		1200–5400	4000–12 000	1200–8000 x 3000–10 000	4–30/deck	1	< 40	< 8000	1500	2	< 300	< 75
	HG		1200–5400	4000–12 000	1200–8000 x 3000 x 10 000	4–30/deck	1–3	< 40	< 8000	1500	2–4	< 300	< 75
SPALECK GMBH & CO. KG													
	SEL/SER	500–2500	600–3500	1200–8000	400 x 1000–2800 x 7000	0.3–18	1	≤ 7	≤ approx. 700	≤ approx. 600	2–3	0–150	≤ 22
	SZL/SZR	500–2500	600–3500	1200–8000	400 x 1000–2900 x 7000	0.6–36	2	≤ approx. 25	≤ approx. 700	≤ 600	3–4	0–150	≤ 30
	SDL/SDR	800–2500	1000–3500	1500–8000	600 x 1500–2500 x 6000	2.5–43	3	≤ approx. 35	≤ approx. 800	≤ 600	4–6	0–150	≤ 45
WEIR MINERALS EUROPE													
	Enduron screens												
	Horizontal VE, SD, DD, HG, DHG series	1200–3500	950–4900	2065–8500	600 x 1800–4880 x 9760	1.1–47.5	1–2	0.65–45	depending on application	250	2–3	Depending on material	2.2–45
	Banana BHG, DBHG series	2400–5000	3100–5000	5800–9800	2100 x 5700–4880 x 9760	12–47.5	1–2	6.4–45	depending on application	300	2–3	Depending on material	18.5–75
	Dewatering VD series	1100–2680	1160–3225	2110–4865	600 x 2100–2400 x 4800	0.9–11.6	1	0.7–5.7	depending on application	50	2	Depending on material	2.2–15

**TUMBLER SCREEN
GYRATORY SCREEN**
Technical specifications

	External height [mm]	External width [mm]	External length [mm]	Screen surface (b x l) [mm x mm]	Open area [m ²]	No. of screen decks	Total weight of screen [t]	Capacity [t/h]	Max. feed particle size [mm]	No. of possible product fractions	Product particle size(s) [mm]	Required power [kW]
ALLGAIER PROCESS TECHNOLOGY GMBH												
TSM 600	1262	1050	1150	Ø 594	0.28	1-5	0.185	1.1	10	6	0.02-10.0	0.25
TSM 950	1552	1700	1700	Ø 1.000	0.79	1-5	0.580	3.1	10	6	0.02-10.0	1.50
TSM 1200	1890	1700	1850	Ø 1.200	1.13	1-6	0.740	4.5	10	7	0.02-10.0	1.50
TSM 1600	2160	2300	2300	Ø 1.530	1.84	1-6	1.200	7.3	10	7	0.02-10.0	2.20
TSM 2000	2089	2650	2650	Ø 1.830	2.63	1-6	1.420	10.4	10	7	0.02-10.0	4.00
tsi 210	2136	2950	2950	Ø 2.032	3.24	1-6	1.960	12.9	10	7	0.02-10.0	5.50
tsi 230	2006	3300	3300	Ø 2.182	3.74	1-6	2.050	14.8	10	7	0.02-10.0	5.50
TSM 2600	2156	3600	3600	Ø 2.600	5.31	1-6	2.300	21.1	10	7	0.02-10.0	5.50
tsi 290	2177	4000	4000	Ø 2.792	6.14	1-5	2.380	24.4	10	6	0.02-10.0	5.50
ARSM 31-02	1650	1600	2700	1000 x 2015	2.0	1-4	1.2	10	50	5	0.2-10.0	2.20
ARSM 31-04	2300	1950	3900	1600 x 2600	4.0	1-4	2	20	50	5	0.2-10.0	4.00
ARSM 33-7,5	2550	5100	5250	2100 x 3600	7.5	1-4	4	40	50	5	0.2-10.0	5.50
ARSM 33-10	2700	5800	7200	2100 x 4800	10.0	1-4	8	50	50	5	0.2-10.0	7.50
JUMBO 34-12	4100	5800	8800	2500 x 5500	12.5	1-4	12	60	50	5	0.2-10.0	15.0
GKM SIEBTECHNIK GMBH												
KTS 600	817-1383	600	600	Ø 630	0.3	1-6	0.3	depending on application	20	7	0.02-20	0.25
KTS 1000	944-1514	1000	1000	Ø 900	0.725	1-6	0.95	depending on application	50	7	0.02-20	1.5
KTS 1200	1264-1834	1200	1200	Ø 1100	1.1	1-6	1.1	depending on application	50	7	0.02-20	2.2
KTS 1600	1283-1853	1600	1600	Ø 1601	1.8	1-6	1.42	depending on application	50	7	0.02-20	4.0
KTS 2000	1396-1966	2000	2000	Ø 1901	2.6	1-6	1.6	depending on application	50	7	0.02-20	4.0
KTS 2400	1572-2142	2400	2400	Ø 2471	4.5	1-6	2.8	depending on application	50	7	0.02-20	5.5
KTS 2600	1582-2152	2600	2600	Ø 2672	5.3	1-6	2.9	depending on application	50	7	0.02-20	5.5/7.5
ROTEX GROUP												
4x8SS	1503 (2-Deck)	2032 (2-Deck)	3200 (2-Deck)	1219x2438 (per Deck)	Depending on application	1-4	2.72 (2-Deck)	Depending on application	Depending on application	5	11mm to 0.18mm	3.7
4x8CFSS	2108 (4-Deck)	2032 (4-Deck)	3328 (4-Deck)	1219x2438 (per Deck)	Depending on application	2-5	3.62 (4-Deck)	Depending on application	Depending on application	6	11mm to 0.18mm	3.7
50-Series Super-Deck	3581 (5033S2)	2362 (5033S2)	4267 (5033S2)	1524x3048 (per Deck)	Depending on application	4-12	9.53 (5033S2)	Depending on application	Depending on application	4	11mm to 0.18mm	7.5
SIEBTECHNIK GMBH												
Perflux	200-500	400-1000	400-1200	150-800	0.02-0.5	1	< 0.1	< 0.1	20	2	< 8	< 1
Conflux	600-1500	800-2000	800-2000	600-1800	0.3-2.5/deck	1-3	< 1	< 100	40	2-4	< 50	< 2
SWECO EUROPE												
G3	1200-1760	1500-1730	2200-3900	1.7-8.4	depending on mesh type	1-3	2.000-6.200 lbs	depending on application	depending on mesh type	2-4	2-4	4
G4	1200-1960	1900-2030	2330-4470	2.2-17.9	depending on mesh type	1-4	2.500-9.200 lbs	depending on application	depending on mesh type	2-5	2-5	4
G5	1575-3650	2260-2470	3375-4790	4.6-44.6	depending on mesh type	1-8	6.500-17.300 lbs	depending on application	depending on mesh type	2-5	2-5	7.5
G6	2220-3880	2640-2540	4330-5420	6.7-74.4	depending on mesh type	1-12	8.700-21.000 lbs	depending on application	depending on mesh type	2-5	2-5	7.5

TROMMEL SCREEN

		Technical specifications											
		External height [mm]	External width [mm]	External length [mm]	Screen surface (b x l) [mm x mm]	Open area [m²]	No. of screen decks	Total weight of screen [t]	Capacity [t/h]	Max. feed particle size [mm]	No. of possible product fractions	Product particle size(s) [mm]	Required power [kW]
HÖFT GMBH													
	TS 1.8 stationary	variable	5500	15000		98	4	variable	200–450	800	5	variable	75
	TS 2.3 stationary	variable	6000	16300		123	4	variable	700–1000	1200	5	variable	130
	TS 2.8 stationary												

Auf Anfrage, nach Kundenbedarf • On request, according to customer requirements

MOBILE TROMMEL SCREEN

		Mobility				Transport data							Technical specifications										Material						
		Semi-mobile	Wheel-mounted	Track-mounted	Skid-mounted/ Container-mobile	Transport height [mm]	Transport width [mm]	Transport length [mm]	Transport weight [t]	Set-up time [h]	Travel speed [km/h]	Climbing ability [%]	Drive *	Required power [kW]	Working height [mm]	Working width [mm]	Working length [mm]	Feed hopper volume [m³]	Crushing system upstream	Functional principle	Screen surface (ØxL) [mm x mm]	Open area [m²]	Total weight of screen [t]	Capacity [t/h]	No. of screen decks	Max. feed particle size [mm]	No. of possible product fractions	Product particle size(s) [mm]	
HÖFT GMBH																													
	TSM 1.5 mobile			●																									
	TSM 1.8 mobile			●																									
	TSM 2.3 mobile			●																									
PORTAFILL SIEHE JÜRGEN KÖLSCH GMBH																													
	MT 4		●	●		3605	2461	11124	12.9	1.0			DH	41	3259	6230	12700	2.4		trommel	1500 x 4200	depending on screening surface	12.9	200	2	150	3	6–100	
	MT 5			●		3440	2358	10295	14.3	1.0			DH	41	3259	6223	13054	2.9		trommel	1500 x 4200		14.3	200	2	150	3	6–50	
PRONAR SIEHE JÜRGEN KÖLSCH GMBH																													
	MPB 14.44		●			3800	2300	10690	12.0	0.25	80		Deutz/CAT	≤ 32	2600	6380	14140	3.3		grate/trommel	7/16 m²		approx. 1	-80	2	500	3	6–80	
	MPB 18.47/E		●			3850	2550	10990	14.0	0.25	80		Deutz/CAT/E	≤ 55.4	2800	6680	14440	5		grate/trommel	8/22 m²		approx. 1.2	-140	2	500	3	6–80	
	MPB 18.47 G			●		3420	2900	9530	15.0	0.25	1	16/11	Deutz/CAT	≤ 55.4	2620	6680	13250	5		grate/trommel	8/22 m²		approx. 1.2	-140	2	500	3	6–80	
	MPB 20.55/E		●			3900	2550	12000	18.0	0.25	80		Deutz/CAT/E	≤ 90	2850	6460	15180	6		grate/trommel	9/30 m²		approx. 1.8	-200	2	500	3	6–80	
	MPB 20.55 G			●		3450	2910	10610	20.0	0.25	1	15/11.8	Deutz/CAT	≤ 90	2700	6510	14160	6		grate/trommel	9/30 m²		approx. 1.8	-200	2	500	3	6–80	
	MPB 20.72/E		●			3920	3920	12350	22.0	0.25	80		Deutz/CAT/E	≤ 90	2730	6460	15490	6		grate/trommel	9/41 m²		approx. 2.1	-220	2	500	3	6–80	
	MPB 20.72 G			●			3650	12400	24.0	0.25	1	17/12	Deutz/CAT	≤ 90	2830	6510	15860	6		grate/trommel	9/41 m²		approx. 2.1	-220	2	500	3	6–80	

**ELLIPTICAL MOTION
VIBRATING SCREEN**

Technical specifications												
	External height [mm]	External width [mm]	External length [mm]	Screen surface (b x l) [mm x mm]	Open area [m ²]	No. of screen decks	Total weight of screen [t]	Capacity [t/h]	Max. feed particle size [mm]	No. of possible product fractions	Product particle size(s) [mm]	Required power [kW]
BINDER + CO AG												
ES	1000–5000	1000–3600	3000–11 000	3–31 m ²	depending on screening surface	1–3	1–20	≤1000	1000	5	1–300	5.5–75
DERRICK CORPORATION												
Wet Screen, 48-120R-4M	about 3140	about 1480	about 3400–4500	1200 x 3000	depending on screening surface approx. 30–50 %	1	about 1.5–2.5	10–100	10	2–3	45 µm–6 mm	2 x 1.9
Dry Screen	max. 3500	about 700–1400	about 2000–4000	1.1–5.2 m ²	depending on screening surface 40–65 %	1–2	1.5–5	depending on material	6–8	2–5	38 µm–6 mm	1.9–3.5
METSO												
ES (horizontal Screen)	varies per application	1870–2480	4880–7320	1870 x 4880–2480 x 7320	depending on mesh size	2–3	8.5–22	≤ 1000	≤ 200	4	1–75	15–55
FS (horizontal screen)		1600–2400	4900–6100	1600 x 4900–2400 x 6100	depending on mesh size	2–3	6.5–18	≤ 800	≤ 200	4	1–75	30–55
TS (triple slope screen)		1500–3000	5000–8300	1500 x 5000–3000 x 8300	depending on mesh size	2–3	6–26	≤ 1200	≤ 150	4	1–75	15–2 x 30
EF (multi slope screen)		2400–3600	4800–7300	2400 x 4800–3600 x 7300	depending on mesh size	2	16.5–35	≤ 4500	≤ 600	3	1–100	55–135
SANDVIK												
SL (Basic Configuration)	1600–2500	1800–3000	5000–7000	depending on model	8.9–22	1–3	8.5–25	depending on model	350	2–4	2–100	11–30
SIEBTECHNIK GMBH												
SIEBTECHNIK TEMA	electronic and mechanic	1200–3000	2000–8000	1000–2700 x 3000–7000	2–21/deck	1–3	< 23	< 600	< 600	2–4	< 100	< 100
SWECO EUROPE												
EM3	1700	2000	3900	900 x 1200	3.7	max. 2	2	≤ 100	20	3	0.5–4.0	4

REMASCREEN




The Solution for your Screening Challenges

With the REMASCREEN product line, our TIP TOP JÖRNS Competence Center offers individual solutions for your screening challenges. Benefit from these advantages:

- Reduced maintenance and downtime thanks to long service life and excellent self-cleaning properties
- Standard-compliant grain separation throughout the entire service life
- Significant noise reduction thanks to elastomer materials
- Easy to install and maintain
- Professional service support


www.tiptop-joerns.de


OTHERS

Technical specifications												
	External height [mm]	External width [mm]	External length [mm]	Screen surface (b x l) [mm x mm]	Open area [m ²]	No. of screen decks	Total weight of screen [t]	Capacity [t/h]	Max. feed particle size [mm]	No. of possible product fractions	Product particle size(s) [mm]	Required power [kW]
BINDER + CO AG												
 Resonance screen	800–2000	1450–2750	2500–12900	1.6–26.4 m ²	depending on screening surface	2	1.9–19	≤ 400	200	5	0.5–100	4–30
IFE AUFBEREITUNGSTECHNIK GMBH												
VARIOMAT double deck												
 SMV 1200 x 4000 F-UW24	5200	3200	5800	1200 x 4000	9.6	2	7.60			3		18.5
SMV 1200 x 6000 F-UW24	5900	3200	7800	1200 x 6000	14.4	2	9.60			3		18.5
SMV 1600 x 4000 F-UW24	5200	3600	5800	1600 x 4000	12.8	2	9.60			3		18.5
SMV 1600 x 6000 F-UW30	5900	3800	7800	1600 x 6000	19.2	2	11.90			3		30
SMV 2000 x 4000 F-UW30	5200	4200	5800	2000 x 4000	16	2	11.50			3		30
SMV 2000 x 6000 F-UW36	5900	4200	7800	2000 x 6000	24	2	15.60			3		45
SMV 2000 x 8000 F-UW36V	6600	4300	9800	2000 x 8000	32	2	19.70			3		45
Waste screen single deck												
SM 1200 x 3000 F-UW20	4000	3000	4000	1200 x 3000	3.6	1	4.00			2		11
SM 1200 x 4000 F-UW20	4500	3000	5000	1200 x 4000	4.8	1	4.70			2		11
SM 1200 x 5000 F-UW24	5000	3000	6000	1200 x 5000	6.0	1	6.20			2		15
SM 1600 x 4000 F-UW24	4600	3500	5000	1600 x 4000	6.4	1	5.80			2		15
SM 1600 x 5000 F-UW24	5100	3500	6000	1600 x 5000	8	1	6.80			2		15
SM 1600 x 6000 F-UW24	5600	3500	7000	1600 x 6000	9.6	1	7.80			2		15
SM 2000 x 5000 F-UW30	5100	4000	6000	2000 x 5000	10	1	9.40			2		22
SM 2000 x 6000 F-UW30	5600	4000	7000	2000 x 6000	12	1	10.70			2		22
SM 2000 x 7000 F-UW30	6100	4000	8000	2000 x 7000	14	1	12.10			2		22
SM 2000 x 8000 F-UW36	6800	4000	9100	2000 x 8000	16	1	14.20			2		30
SM 2400 x 6000 F-UW36	5800	4400	7100	2400 x 6000	14.4	1	13.90			2		30
SM 2400 x 7000 F-UW36	6300	4400	8100	2400 x 7000	16.8	1	15.70			2		30
SM 2400 x 8000 F-UW36V	6800	4500	9100	2400 x 8000	19.2	1	17.50			2		45
SM 3000 x 7000 F-UW36V	6500	5100	8300	3000 x 7000	21	1	17.80			2		45
SM 3000 x 8000 F-UW36V	7000	5100	9300	3000 x 8000	24	1	20.80			2		45
Heavy-duty waste screen single deck (* Usually in operation without coverage because of maximal possible particle size)												
SMS 2000 x 5000 F-UW36	4300 (*)	4000	6000	2000 x 5000	10	1	13.20			2		30
SMS 2000 x 6000 F-UW36V	4800 (*)	4100	7000	2000 x 6000	12	1	15.00			2		45
SMS 2000 x 7000 F-UW36V	5300 (*)	4100	8000	2000 x 7000	14	1	18.10			2		45
JÖST GMBH + CO. KG												
 Cascade Screen TopSpin SWET	1900 - 3900	1300 - 3300	3300 - 9100	1000 x 2500–2400 x 8000		1	2.0–11		500	2		4.5–37
Self-Cleaning Rod Screen GRECCO	SVEG	1800	1400	2500	800 x 2500	1	1.1	≤ 60	≤ 200	2	2–8	3.0
	SWEG	1800–3000	1400–3000	4000–7000	800 x 4000–2400 x 7000	1	1.7–8.8	≤ 500	≤ 200	2	2–8	5.5–30
Compact Screen with Electro Magnetic Vibrators	SDE	300	270–550	700–1050	180 x 500–240 x 1050	1	0.035–0.110	≤ 1.5	≤ 50	2	0.5–15	0.07–0.14
	SDZ	300	270–550	750	180 x 500–340 x 750	2	0.050–0.160	≤ 1.5	≤ 50	3	0.5–15	0.14–0.21

OTHERS

Technical specifications

	External height [mm]	External width [mm]	External length [mm]	Screen surface (b x l) [mm x mm]	Open area [m ²]	No. of screen decks	Total weight of screen [t]	Capacity [t/h]	Max. feed particle size [mm]	No. of possible product fractions	Product particle size(s) [mm]	Required power [kW]
MERZ AUFBEREITUNGSTECHNIK GMBH												
Multi-deck round screening machines												
USIPA - I	1000	Ø 400–1200		Ø 0.1–1.1		1	0.2–0.4	2–5	coarse / fine	2	different	0.8–3.0
USIPA - II	1200	Ø 400–1200		Ø 0.1–1.1		2	0.3–0.5	2–5	coarse / fine	3	different	0.8–3.0
USIPA - III	1400	Ø 400–1200		Ø 0.1–1.1		3	0.4–0.6	2–5	coarse / fine	4	different	0.8–3.0
Machines to separate overlength granule with a precision of +99,5 %												
ULA - 280/26-200	1000	1200	1100			1	0.4	0.2	20	2	granule / oversize	2 x 0.3
ULA - 280/50-350	1500	1200	1600			1	0.5	0.35	20	2	granule / oversize	2 x 1.0
ULA - 570/50-650	1500	1200	1600			1	0.9	0.65	20	2	granule / oversize	2 x 1.2
ULA - 850/50-1000	1800	1800	2100			1	1.1	1	20	2	granule / oversize	2 x 1.2
ULA - 850/50 x 2-2000	2000	1800	2100			2	1.2	2	20	2	granule / oversize	4 x 1.2
ULA - 850/50 x 3-3000	2200	1800	2300			3	1.6	3	20	2	granule / oversize	4 x 1.2
ULA - 1120/50 x 3-4000	2400	2300	2700			3	2.5	4	20	2	granule / oversize	4 x 2.76
METSO												
TY-Hummer directly vibrated screen		914–1219	1524–6096			1–3	0.916–4.559		≤ 19	4	depending on material	0.5–2
RHEWUM GMBH												
RHEsono and RHEmoto other sizes on request	2200–3200	1500	2600	1150 x 2690	1.55	≤ 3	1.1–1.6	0.05–1600	100	4	0.07–15	1.0–3.0
	2200–3200	1700	2600	1350 x 2690	1.81	≤ 3	1.2–1.7	0.05–1600	100	4	0.07–15	1.0–3.0
	1500–2500	1850	1700	1500 x 1800	1.35	≤ 3	1.0–1.8	0.05–1600	100	4	0.07–15	1.0–1.8
	3600–4200	2000	3600	1750 x 3600	3.15	≤ 6	3.4–5.0	0.05–1600	100	7	0.07–15	1.3–6.5
	3600–4200	2200	3600	1950 x 3600	3.51	≤ 6	3.6–5.2	0.05–1600	100	7	0.07–15	1.3–6.5
	3900–4500	4800	4500	3500 x 4500	7.875	≤ 6	5.9–10.8	0.05–1600	100	7	0.07–15	3.2–9.6
	3600–4200	5200	3600	3900 x 3600	7.02	≤ 6	6.5–10.0	0.05–1600	100	7	0.07–15	2.6–7.8
	4800–5600	5800	6300	4400 x 7000	15.4	≤ 6	8.2–14.0	0.05–1600	100	7	0.07–15	5.1–15.3
	4000–4800	2700	5100	2200 x 5380	5.918	≤ 6	3.6–6.9	0.05–1600	100	7	0.07–15	1.9–5.7
	4400–5200	2700	5500	2200 x 6000	6.6	≤ 6	3.9–7.2	0.05–1600	100	7	0.07–15	2.2–6.6
RHEsonox and RHEhydra other sizes on request	1300–1600	1300	2600	950 x 1800	0.855	1 or 2	1.6–2.3	0.18–160	100	3	0.07–15	0.5–3.0
	1500–1800	1500	3100	1150 x 2250	1.3	1 or 2	2.1–2.9	0.18–160	100	3	0.07–15	0.5–3.0
	1300–1600	1700	2600	1350 x 1800	1.215	1 or 2	1.8–2.5	0.18–160	100	3	0.07–15	0.5–3.0
	2100–2800	1700	3300	1350 x 2690	1.82	1 or 2	2.2–3.6	0.18–160	100	3	0.07–15	0.5–4.0
	1500–1800	1900	3100	1500 x 2250	1.68	1 or 2	2.4–3.8	0.18–160	100	3	0.07–15	0.5–4.0
	2200–2800	2300	3400	1750 x 3250	2.85	1 or 2	3.2–4.4	0.18–160	100	3	0.07–15	0.5–5.0
RHEduo other sizes on request	3600	2130	3500	1950 x 4000	3.9	≤ 6	5	0.1–1600	120	7	0.1–120	10
	4000	3000	5500	1950 x 4500	4.38	≤ 6	10.5	0.1–1600	120	7	0.1–120	11
	5950	3490	6850	2200 x 6000	6.6	≤ 6	15	0.1–1600	120	7	0.1–120	14
	5950	6000	7100	3900 x 6000	11.7	≤ 6	17	0.1–1600	120	7	0.1–120	26
SANDVIK												
SS Free-Fall	1450–2025	1020–1818	1330–2645	depending on model	1.36–7.8	2–3	1–3.85	depending on model	120–225	3–5	5–120	2 x 2–2 x 8.5
SF Free-Fall	2580–3350	1400–1800	3540–4290	depending on model	4.96–7.72	3–4	3.2–7.7	depending on model	120	4–5	2–64	2 x 7–2 x 14.5
SR Roller Grizzly	1000	1200–2400	2000–6000	depending on model	2.4–14.4	1	7.2–28.5	depending on model	1500/400	2	50–180	22–30
SR Roller Screens	1000	1000–2400	2500–7000	depending on model	2.5–16.8	1	5.2–23.2	depending on model	300	2	3–80	7.5–11
SR Roller Screen Crusher	1000	1000–2000	4500–8000	depending on model	4.5–16	1	8–16.7	depending on model	300	2	20–80	37.5–96.5
SBM MINERAL PROCESSING GMBH												
SBM – prescreens with grids or perforated plates on the upper deck, screens or finger screens on the lower deck	depending on machine type	depending on machine type	depending on machine type	800 x 1500–2400 x 5000	1.2–12 m ² /deck	1; 2; depending on application requirements	depending on number of cuts, type of screen surface and screen load	individual design based on the grading curve of feed material, material properties and required separation (≤ 2000 t/h)	depending on the machine design (≤ max. 2000 mm edge length)	2–3, depending on application requirements	sizing on the upper deck: 40–150	depending on machine type and material
SBM – roller bar and star screen	depending on requirements	depending on requirements	depending on requirements	width: 800–1500 length: 1000–4000	depending on requirements	1 deck/multiple cuts running in a row	depending on requirements	depending on requirements	depending on requirements	depending on requirements	sizing at approx. 30–100	shaft drive single or collective possible

OTHERS

		Technical specifications											
		External height [mm]	External width [mm]	External length [mm]	Screen surface (b x l) [mm x mm]	Open area [m ²]	No. of screen decks	Total weight of screen [t]	Capacity [t/h]	Max. feed particle size [mm]	No. of possible product fractions	Product particle size(s) [mm]	Required power [kW]
SCREENING TECHNOLOGY CONSULTING OHG													
	Multi-deck sizer	3000–3700	1600–3600	approx. 3400–3800	(1000 x 2400)–(3000 x 2400)	7.2–36	3 or 5	2.5–8.6	500–1500	100	4 or 6	0.1–80	7.0–17.5
SIEBTECHNIK GMBH													
	Multi-deck screen MDS	2000–3500	1000–2500	2000–3000	800–2000 x 1400–2600	1–6/deck	3–6	<5	<600	600	2–3	<100	<10
	Asphalt screen HN	2000–3500	1200–3000	3300–7000	1500–2400 x 3000–7000	3–18/deck	4–6	<12	<600	400	5–7	<100	2 x 22
SPALECK GMBH & CO. KG													
	Combi Flip-flow screen SZWS	2200–3000	1300–3400	5000–9000	≤ 2400 x 7000	depending on screening surface	2	6.5–13	≤ 200	≤ 300	3	depending on product	15–30
	Dosing screen with electro magnetic vibrators SFDU				50 x 300–300 x 1200	0.015–0.36	2	0.020–0.220	≤ 1.5	≤ 50	3	depending on product	0.3–4
SWECO EUROPE													
	Multi motion rectangular separator MM4-PT	1270	1700	2900	2.6	2.4	1	2.5	≤ 100	20	2	0.063–5	4

Metso GfA Series™ screens

Modular screen range for a wide
scope of applications.

The GfA Series screens are well-known in Europe and
an important part of Metso's portfolio. We can offer
direct replacement, one-to-one, or upgrade your
existing screen.

Contact us at metso.com/contact/

metso.com



READ MORE



metso.com

TENSION SHAFT SCREEN FLIP-FLOW SCREEN

Technical specifications

	External height [mm]	External width [mm]	External length [mm]	Screen surface (b x l) [mm x mm]	Open area [m ²]	No. of screen decks	Total weight of screen [t]	Capacity [t/h]	Max. feed particle size [mm]	No. of possible product fractions	Product particle size(s) [mm]	Required power [kW]
BINDER + CO AG												
<small>we produce the future</small>												
BIVITEC	1000-5000	1200-4300	3500-13000	1.5-42 m ²	depending on screening surface	1-4	1.5-25	≤ 1000	250	5	0.3-120	5.5-75
BIVITEC e+	1000-7000	1200-4200	3200-15300	1.2-49 m ²	depending on screening surface	1-4	1.3-16 per deck	300	0-63	5	0.063-32	2.2-2 x 7.5 per deck
IFE AUFBEREITUNGSTECHNIK GMBH												
<small>Material Handling</small>												
TRISOMAT single deck												
ST 800 x 3600 FD	2300	1600	4900	800 x 3600	2.88	1	3.50			2		4
ST 800 x 4200 FD	2500	1600	5500	800 x 4200	3.36	1	3.70			2		4
ST 800 x 4800 FD	2700	1600	6100	800 x 4800	3.84	1	3.90			2		5.5
ST 1000 x 4200 FD	2500	1800	5500	1000 x 4200	4.2	1	4.10			2		5.5
ST 1000 x 4800 FD	2700	1800	6100	1000 x 4800	4.8	1	4.30			2		5.5
ST 1000 x 5400 FD	2900	1800	6700	1000 x 5400	5.4	1	4.50			2		7.5
ST 1250 x 4800 FD	2700	2000	6100	1250 x 4800	6	1	4.80			2		7.5
ST 1250 x 5400 FD	2900	2000	6700	1250 x 5400	6.75	1	5.10			2		7.5
ST 1250 x 6000 FD	3100	2000	7300	1250 x 6000	7.5	1	5.40			2		11
ST 1600 x 5400 FD	2900	2400	6700	1600 x 5400	8.64	1	5.80			2		11
ST 1600 x 6000 FD	3100	2400	7300	1600 x 6000	9.6	1	6.20			2		11
ST 1600 x 6600 FD	3300	2400	7900	1600 x 6600	10.56	1	6.60			2		15
ST 1600 x 7200 FD	3900	2400	8500	1600 x 7200	11.52	1	7.00			2		15
ST 2000 x 5400 FD	2900	2800	6700	2000 x 5400	10.8	1	6.30			2		15
ST 2000 x 6000 FD	3100	2800	7300	2000 x 6000	12	1	6.70			2		15
ST 2000 x 6600 FD	3300	2860	7900	2000 x 6600	13.2	1	7.10			2		15
ST 2000 x 7200 FD	3900	2860	8500	2000 x 7200	14.4	1	9.80			2		15
ST 2000 x 8400 FD	4300	2860	9700	2000 x 8400	16.8	1	11.00			2		18.5
ST 2500 x 7200 FD	4500	5000	8600	2500 x 7200	18	1	17.50			2		22
ST 2500 x 8400 FD	4900	5000	9800	2500 x 8400	21	1	20.00			2		22
ST 2500 x 9600 FD	5300	5000	11000	2500 x 9600	24	1	22.50			2		30
ST 3000 x 7200 FD	4500	5500	8600	3000 x 7200	21.6	1	19.00			2		30
ST 3000 x 8400 FD	4900	5500	9800	3000 x 8400	25.2	1	22.00			2		30
ST 3000 x 9600 FD	5300	5500	11000	3000 x 9600	28.8	1	25.00			2		37
TRISOMAT double deck												
ST2 800 x 3600 FD	3000	1600	5100	800 x 3600	5.76	2	5.70			3		5.5
ST2 800 x 4200 FD	3200	1600	5700	800 x 4200	6.72	2	6.00			3		5.5
ST2 800 x 4800 FD	3400	1600	6300	800 x 4800	7.68	2	6.30			3		7.5
ST2 1000 x 4200 FD	3200	1800	5700	1000 x 4200	8.4	2	6.70			3		7.5
ST2 1000 x 4800 FD	3400	1800	6300	1000 x 4800	9.6	2	7.00			3		7.5
ST2 1000 x 5400 FD	3600	1800	6900	1000 x 5400	10.8	2	7.30			3		11
ST2 1250 x 4800 FD	3400	3000	6300	1250 x 4800	12	2	7.80			3		11
ST2 1250 x 5400 FD	3600	3000	6900	1250 x 5400	13.5	2	8.30			3		11
ST2 1250 x 6000 FD	3800	3000	7500	1250 x 6000	15	2	8.80			3		15
ST2 1600 x 5400 FD	3600	3400	6900	1600 x 5400	17.28	2	9.40			3		15
ST2 1600 x 6000 FD	3800	3400	7500	1600 x 6000	19.2	2	10.00			3		15
ST2 1600 x 6600 FD	4000	3400	8100	1600 x 6600	21.12	2	12.20			3		18.5
ST2 1600 x 7200 FD	4600	3400	8700	1600 x 7200	23.04	2	14.40			3		18.5
ST2 2000 x 5400 FD	3600	3800	6900	2000 x 5400	21.6	2	10.30			3		18.5
ST2 2000 x 6000 FD	3800	3800	7500	2000 x 6000	24	2	10.90			3		18.5
ST2 2000 x 6600 FD	4000	3800	8100	2000 x 6600	26.4	2	13.90			3		22
ST2 2000 x 7200 FD	4600	3800	8700	2000 x 7200	28.8	2	15.90			3		22
ST2 2000 x 8400 FD	5000	3800	9900	2000 x 8400	33.6	2	17.90			3		30
ST2 2500 x 7200 FD	5200	5000	8800	2500 x 7200	36	2	28.40			3		30
ST2 2500 x 8400 FD	5600	5000	10000	2500 x 8400	42	2	32.50			3		37

**TENSION SHAFT SCREEN
FLIP-FLOW SCREEN**
Technical specifications

	External height [mm]	External width [mm]	External length [mm]	Screen surface (b x l) [mm x mm]	Open area [m ²]	No. of screen decks	Total weight of screen [t]	Capacity [t/h]	Max. feed particle size [mm]	No. of possible product fractions	Product particle size(s) [mm]	Required power [kW]	
JÖST GMBH + CO. KG													
Flip-Flow Screens OSCILLA Family													
OSCILLA Classic	SWEO	700–1500	1800–4200	3200–10700	600 x 2700–3000 x 10000	depending on the aperture size	1	1.1–12	≤ 400	≤ 100	2	1–50	6–45
	SWZO	2000–2200	2100–3600	3800–8500	900 x 3300–2400 x 7900		2	3.5–15	≤ 600	≤ 100	3	1–50	5.5–45
OSCILLA Combi	SWZT	2740–5030	1950–3450	4790–8790	900 x 3300–2400 x 7300	depending on the aperture size	2	3.4–17	depending on feed material	300–500	3	depending on the aperture size	15–45
OSCILLA Screen-Feed	SUEO	1800–1900	1690 x 2690	3000–3800	900 x 1980–2100 x 2640		1	1.8–3.9		100			2
SPALECK GMBH & CO. KG													
Flip-flow screen SEWS													
		1200–4000	800–2800	3000–8000	≤ 2400 x 7200	depending on screening surface	1–3	1.8–18	≤ 200	depending on material	4	≤ 150	3–37.5

ACCESSORIES
Technical specifications

	Type	Application	Components	Assembly
ALLGAIER PROCESS TECHNOLOGY GMBH				
	Allgaier Pneumatic lift	Modular pneumatic lifting device for tumbler screening machines	Pneumatic cylinders, lifting rods, operation panel. Retrofit sets for existing screening machines	Easy to use. Fastest way for screen exchange or replacement of mesh cleaning devices. 80% time saving against manual standard procedure in combination with Allgaier QSS system
	Allgaier QSS system	Modular quick-spring-spanner for tumbler- and vibration screening machines. With optical load detection	Spring capsule and handle. Retrofit sets for existing screening machines	Easys to use. For opening and closing tumbler- and vibration screening machines without tools. With optical load detection. 80% time saving compared to standard clamping screws
	Allgaier "Multibalance" system	Optimised balancing concept for tumbler screening machines	Internal balancing components. Retrofit sets for existing screening machines	Improved fine-balancing reduces the forces applied to the foundation (concrete or steel construction). "Multibalance" prevents undesirable and damaging resonance effects
	Allgaier "synchronisation" system	Optimised synchronisation for multiple tumbler screening machines, to reduce horizontal dynamic forces to the construction by 80–90%	Internal balancing components, limit switches and additional electrical cabinet with FU and PLC control system	Improved balancing by synchronisation of multiple tumbler screeners to the same synchronisation point. Controlled by additional limit switches and electrical cabinet to control the machine speed and positions
	Allgaier Ultrasonic screening	Ultrafine screening with innovative ultrasonic screen cleaning system for tumbler- and vibration screening machines	Ultrasonic screen with resonator, converter, high frequency cable, ultrasonic generator	Various functional principles with optimum mesh activation allow perfect adaption of the ultrasonic cleaning system to the screening task
	Allgaier Lubrication system	Permanent and automatised greasing for all bearings at tumbler- and other screening machines	Grease cartridge, timer-controller, return-grease bottle	Applies automatically the appropriate amount of grease to all bearings
	True power monitoring	Permanent true power motor monitoring for motor load control	True power monitor-relais with limit adjustments for under/upper load levels up to 16 kW	Power monitor-relais as build in version into the existing electrical cabinet with signal connection to a process controlling PLC system
	Wear-resistant screen cloth	Extended service life - several times longer than that of previous standard cloths	Wear-resistant sieve cloth made of austenitic stainless steels	The meshes are used in particular in applications for screening highly abrasive products and can be produced in wire thicknesses of 80 µm and above
HAYER NIAGARA GMBH, MÜNSTER				
	PULSE Condition Monitoring	Pulse Condition Monitoring (Pulse CM) is the next level in the Pulse portfolio, accompanying Pulse Vibration Analysis. Pulse CM uses predictive data and artificial intelligence to assist with maintenance and production planning, helping to prevent unwanted downtime or even catastrophic failures. PULSE CM collects all data from the body and drive components, Pulse CM is equipped with a gateway that can connect with up to 20 wireless sensors, within a radius of up to 246 ft (75 m). Using a cellular signal or Wi-Fi from the plant, it will send all data to the Haver & Boecker Niagara cloud, available through the company's web app. The sensor configurations are customizable and placed on both the body and bearings of the vibrating screen.		

ANALYSIS AND LABORATORY SIEVES

Technical specifications																
	Main test sieve diameter/dimension [mm]	Additional test sieve diameter/dimension [mm]	Number of test sieves, full height	Number of test sieves, reduced height	Dry sieving	Wet sieving	Weight, approx. kg (without test sieves)	Sieving action [3-dimensional/2-dimensional]	Max. weight of sieving material in kg (with full load)	Drive/operation	Self-adjusting amplitude; G-control	Constant acceleration/rotation	Max. amplitude approx./mm (with max. load)	Intermittent operation	Time switch, minutes	Continuous operation
ENDECOTTS LTD.																
	MINOR 200	200/8"	100/150 3"	8	18	●	16	2D	3	electromagnetic	no		1.6		0-60	●
	Octagon 200	200/8"	100/150 3"	8	18	●	35	3D	3	electromagnetic	no		0-3	●	0:10-99:50	
	Octagon 200CL	200/8"	100/150 3"	8	18	●	35	3D	3	electromagnetic	yes		0-3	●	0:10-99:50	
	EFL 300	300/12"	100/150/200/250 3"/8"	6	11	●	47	3D	6	electromagnetic	no		0-2	●	0:10-99:50	
	Titan 450	450/18"	250/300/315/350/400 12"	7		●	140	3D	20	electromagnetic	no		0-2	●	0:10-99:50	
	Air Sizer 200	8"	200	1		●	16	dispersion by air jet	0.1						0:10-99:50	
GKM SIEBTECHNIK GMBH																
	KTL 200	200/8" (203)	3" (76.2), 100, 150	8	16	●	40	3D	3	electromagnetic	●	●	2	●	0-99	●
	KTL 300	300/12" (305)	200, 8" (203), 250, 315	8	16	●	62	3D	5	electromagnetic	●	●	2	●	0-99	●
	KTL 400	400	200, 8" (203), 300, 12" (305), 315, 350, 18" (450)	8	8	●	50	3D	15	electromagnetic	●	●	2	●	0-99	●
	KLS 200	200/8"		1	1	●	20	dispersion by air jet	0.1	electromotor		●			0-99	
NEXOPART GMBH & CO. KG – A HAVER & BOECKER AND HOSOKAWA ALPINE COMPANY																
	e200 LS	203	3" (76.2), 200	1		●	15	dispersion by air jet	0.1	electromotor		●			0-30	
	EML 200 Pure	200, 8" (203)	50, 3" = 76.2, 100, 150	9	15	●	37	3-D	3	electromagnetic	●	●	3	●	0-99	●
	EML 200 Premium	200, 8" (203)	50, 3" = 76.2, 100, 150	9	15	●	37	3-D	3	electromagnetic	●	●	3	●	0-99	●
	EML 200 Premium Remote	200, 8" (203)	50, 3" = 76.2, 100, 150	9	15	●	40	3-D	3	electromagnetic	●	●	3	●	0-99	●
	EML 315 digital plus	300, 12" (305), 315	200, 8" (203), 250	7	13	●	53	3-D	6	electromagnetic	●	●	2	●	0-99	●
	EML 450 digital plus	400, 450	200, 8" (203), 300, 12" (305), 315, 350, 18"	12		●	135	3-D	15	electromagnetic	●	●	2	●	0-99	●
	UWL 400	400	200, 8" (203), 300, 12" (305), 315, 350, 300 x 300, 500 x 500	12		●	190	3-D	20	2 unbalanced motors		●	2.5		0-599	●
	Ro-Tap 8" RX-29	200, 8" (203)	3" (76.2)	6	13	●	82	3-D	3	electric motor		●			0-99	
	Ro-Tap 12" RX-30	300, 12" (305)	200, 8" (203)	5	12	●	86	3-D	6	electric motor		●			0-99	
	Ro-Tap II RX-94	200, 8" (203)		2 x 6	2 x 13	●	100	3-D	2 x 3	electric motor		●			0-99	
RETSCH GMBH																
	AS 200 control	200	100, 150, 203 (8")	10	22	●	35	3-D	3	electromagnetic	●	●	3	●	0-99	●
	AS 300 control	305	200, 203 (8"), 315	8	16	●	42	3-D	6	electromagnetic	●	●	2.2	●	0-99	●
	AS 400 control	400	200, 203, 305 (12")	6	8, 16	●	70	2-D	5	electromotor	●	●		●	0-99	●
	AS 450 control	400, 450		13/10		●	220	3-D	25	electromagnetic	●	●	2.2	●	0-99	●
	AS 200 tap	200, 203		6	12	●	68	horizontal, circular movement with taps	3	electromotor					0-99	
	AS 200 jet	203	200	1		●	14	dispersion by air jet	0.1	electromotor					0-99	
SIEBTECHNIK GMBH																
	ASM 200	200	100, 150, 203	11/16	11/16	●	35	3-D	3	electromagnetic	●		3	●	0-99	●
	ASM 400	400	300	10	10	●	85	3-D	10	2 unbalance motors			3		0-99	●
	LAVIB 300	300	100, 200, 203	8	8	●	70	2-D	6	electromotor		●	30		0-99	●
	SLS 200	200	75, 100, 400	1	1	●	22	dispersion by air jet		electromotor					0-99	●
	GAS 500	500 x 500		9		●	160	2-D	50	2 unbalance motors		●	3.7			●
	GAS 1000	1000 x 1000		9		●	360	2-D	100	2 unbalance motors		●	3.7			●

SCREEN LININGS
Technical specifications

	Screening media	Type	Material	Dimensions	Single layer	Multi layer	Square opening	Rectangular opening	Others
CURT EBERT SIEBTECHNIK GMBH									
	Wire Screens	Square and Rectangular Mesh	Spring Steel, Stainless Steel	All standard dimensions	●	●	From 0.2 mm	From 0.4 mm	
	Wire Screens	S-Harps	Spring Steel, Stainless Steel	All standard dimensions	●	●		From 1 mm	
	Wire Screens	Varia Harps	Spring Steel, Stainless Steel	All standard dimensions	●	●		From 2 mm	
	Self-Cleaning	Optiscreen	Spring Steel, Stainless Steel	All standard dimensions	●	●	From 0.2 mm	From 0.4 mm	
	Self-Cleaning	Speed Screen/Piano Screen	Spring Steel, Stainless Steel	All standard dimensions	●	●		Adjustable	
	PU Screens	PU Screens	Polyurethane	All standard dimensions	●	●	On request	On request	Shore on request
	Punch Plate	Punch Plate	Hardox, Steel	All standard dimensions	●		On request		Hexagon, Round
DERRICK CORPORATION									
	Industrial Wire Screens	with hook strips	stainless steel	1219 x 762 mm	●	●	32 µm – 4 mm	on request	
	Industrial Wire Screens	pyramid screen	stainless steel, spring steel	upon request	●	●	32 µm – 2 mm	on request	pyramid wire coating with hook strips
	PU-Screens	with hook strips	polyurethane	1219 x 762 mm	●		2 mm – 0.85 mm	45 µm – 8 mm	
HAYER & BOECKER, WIRE WEAVING DIVISION, OELDE									
	Industrial Wire Screens	rolls, cut-to-size pieces	stainless steel, spring steel	all standard dimensions	●		0.025 – 100 mm	0.100 – 100 mm	special edge treatment upon request
	Industrial Wire Screens	hooked screen sections	stainless steel, spring steel	all standard dimensions	●	●	0.150 – 100 mm	0.150 – 100 mm	special edge treatment upon request
	Industrial Wire Screens	pre-tensioned screens, round or rectangular	stainless steel, spring steel	≤ 2900 mm Ø or ≤ 2650 x 3100 mm	●	●	0.025 – 20 mm	0.100 – 20 mm	Ultrasonic Screening Systems
	Industrial Wire Screens	grommet screens for Rotex® Separators	stainless steel, spring steel	≤ 3600 x 1600 mm	●	●	0.080 – 20 mm	0.100 – 20 mm	
HAYER & BOECKER NIAGARA, MÜNSTER									
	Ty-Max	Hooked Section	Polyurethane	made to fit any vibrating screen dimensions	●		2.38 – 101.6 mm	0.5 x 12 mm – 9.53 x 24.5 mm	
	Ty-Wire	Hooked Section	Hybrid	made to fit any vibrating screen dimensions	●		3.18 – 41.28 mm	4.76 x 25.4 mm – 6.35 x 19.05 mm	
INELAS POLIURETANOS, SL									
	Polyurethane Screens	Conventional Tensioned Screens	High abrasion resistance Polyurethane (45–90 Shore A)	On request	●	●	On request	On request	Abrasion resistant pipelines, plates, cleaner device, accessories ...
	Polyurethane Screens	Ineflow® Tensioned Screens for High Performance Screening			●		2 mm – 24 mm		
	Polyurethane Screens	Modular Systems			●	●	On request	On request	
	Polyurethane Screens	Trommel Screens			●	●	On request	On request	
	Polyurethane Screens	Steel reinforced panels			●	●	On request	On request	
	Polyurethane Screens	Dewatering Screens			●	●	On request	On request	
MAJOR EUROPE									
	FLEX-MAT High Vibration Wire Screen	hooked screen sections	stainless steel, Optimum Wire	all standard dimensions	●		0.5 – 100 mm	0.5 – 50 mm	
	FLEX-MAT High Vibration Wire Screen	modular panels	stainless steel, Optimum Wire	300 x 500 – 300 + 305 x 610 mm	●		0.5 – 40 mm	0.5 – 40 mm	
	Wire Screen	Fit	Spring steel	on request	●		6 – 65 mm		
	Wire Screen	Premium	Spring steel, Optimum steel, stainless steel, galvanized steel, refractory stainless steel ...	on request	●		2 – 100 mm	1.6 – 200 mm	
METSO									
	Trellex 300 TS (Transversal Snap)	Modular System (Trellstep)	Polyurethane Rubber (40–60 shore)	W = 300, L = 600 W = 300, L = 600	●		3 – 46 mm 3 – 75 mm	on request on request	flat or step configuration
	Trellex 300 LS (Longitudinal Snap)	Modular System	Polyurethane Rubber (40–60 shore)	W = 300, L = 500, 610 W = 300, L = 500, 610, 700		●	3 – 44 mm 3 – 75 mm	on request on request	flat or step configuration
	Trellex 300 GS (Longitudinal Snap)	Modular System (WS85)	Polyurethane Rubber (40–60 shore)	W = 300, L = 500, 610 W = 300, L = 500, 610		●	3 – 44 mm 3 – 75 mm	on request on request	flat or step configuration
	Trellex 305 LS (Longitudinal Snap)	Modular System	Polyurethane Rubber (40–60 shore)	W = 305, L = 610 W = 305, L = 610, 700		●	3 – 44 mm 3 – 75 mm	on request on request	flat or step configuration
	Trellex 305 GS (Longitudinal Snap)	Modular System (WS85)	Polyurethane Rubber (40–60 shore)	W = 305, L = 500, 610 W = 305, L = 500, 610		●	3 – 44 mm 3 – 75 mm	on request on request	flat or step configuration
	Trellex 305 PS	Modular System	Polyurethane and Rubber	305 x 305	●	●	on request	on request	
	Trellex 610 MP (Mining Panels)	Modular System (bolted)	Rubber (60 shore)	610 x 610	●	●	35 – 150 mm	on request	skid bars
	Trellex PCO (Panel Solutions)	Screen Panels	Rubber (60 shore)	customised	●	●	4 – 150 mm	on request	skid bars
	Trellex PUS (Panel Solutions)	Screen Panels	Polyurethane or Rubber	customised	●	●	on request	on request	
	Trellex TCO (Tensioned Solutions)	Tensioned Screens	Polyurethane or Rubber	customised		●	on request	on request	with hooks
	Trellex TFX (Tensioned Solutions)	Tensioned Screens	Rubber (40 shore)	customised	●		on request	on request	with hooks

SCREEN LININGS

Technical specifications

Screening media	Type	Material	Dimensions	Single layer	Multi layer	Square opening	Rectangular opening	Others
NUBA SCREENING MEDIA								
	Industrial wire screen	Single/Double crimped screen; Crimped rectangular screen; Slotted (crimped) screen; Flat rectangular screen; Flat top screen	stainless steel, spring steel, special steels on request	on request	●	on request	on request	Declogging rods, Abrasion-resistant lining, Crusher wear and spare parts (jaw crusher wear, cone crusher wear impact mills wear ans spare parts), Conveyor belt scrapers, laboratory sieves, TN Decor, Architectural screens, Rubber accesories (profiles and bar rail liners, side plates, etc.) and Polyurethane accesories (Spray Nozzles, U and J Bolts, PU Lined tension plates, etc.)
	Self-cleaning Screen	Doblonda® – Rectonda® – Doblonec® – Medionda® – Multirecta®	stainless steel, spring steel, special steels on request		●			
	PU-Screens	Poliuflex® – TNFlex® – Tension Screens – Modular Systems (Pin & Sleeve, Indalo, Mixed, TN, Cascade, Three Point Fixing, U-Shape Profile, Multi Stub Fixing, Flat Screen Panel	Polyurethane 45°–90° Shore – Multishore panels					
	Rubber screens	Tension Screens – Steel Reinforced Panels	Rubber with fabric reinforcement					
	Perforated Plates	Tension screens – A x B Formats	carbon steel – abrasion resistant steel – stainless steel					
	Slotted wedge wire screens		stainless steel, special steels on request					
	Electro-welded screen	Tension screens – A x B Formats	carbon steel – stainless steel, special steels on request					
REMA TIP TOP AG								
	Rubber	REMASCREEN	punched rubber with fabric reinforcement	on request	●	●	●	Fastening systems, spray nozzles, traverse protection profiles and more
	PU		punched polyurethan, reinforced with stripes of fabric	on request	●	●	●	
SANDVIK								
	Screenex	Modular System	PU	305 x 305 mm 305 x 610 mm 610 x 610 mm other on request		1–220 mm	0.1–150 mm	
	Screenex	Modular System	Rubber	305 x 305 mm 305 x 610 mm 610 x 610 mm other on request		6–220 mm	6–150 mm	
	Screenex	Modular System	Ceramic	305 x 305 mm 305 x 610 mm 610 x 610 mm other on request				
	WN4000/5000	Modular System	Rubber	305 x 305 mm other on request		2–16.0 mm (Separation)		
	WN6000/7000H	Modular System	Rubber	305 x 305 mm other on request		10–63.0 (Separation)		
	WN8000	Modular System	PU	305 x 305 mm other on request		1–31.5 (Separation)		
	WX6000	tensioned Media	Rubber	other on request		5.6–63.0 (Separation)		
	WX7000 anti blinding	tensioned Media	soft PU	other on request		2–16.0 (Separation)		
	WX6500	tensioned Media	rubber	other on request		2–31.5 (Separation)		
	WX8500	tensioned Media	rubber	other on request		1–45.0 (Separation)		

**MOBILE SCREEN
COMBINED
OPERATION**

Mobility		Transport data											Technical specifications										Material				
Semi-mobile	Wheel-mounted	Track-mounted	Skid-mounted/ Container-mobile	Transport height [mm]	Transport width [mm]	Transport length [mm]	Transport weight [t]	Set-up time [h]	Travel speed [km/h]	Climbing ability [%]	Drive *	Required power [kW]	Working height [mm]	Working width [mm]	Working length [mm]	Feed hopper volume [m³]	Crushing system upstream	Functional principle	Screen surface [bx]	Open area [m²]	Total weight of screen [t]	Capacity [t/h]	No. of screen decks	Max. feed particle size [mm]	No. of possible product fractions	Product particle size(s) [mm]	
METSO																											
Metso																											
				2850	2280	11820	16.5		1.1	13 °	DH	100	2440	1930		5.5			3040 x 1520		16.5	350	2	400	3		
				3560	3000	15630	26		0.7	15 °	DE	100	3300	3000		11			4870 x 1520		26	600	2	600	3		
				3330	3000	18000	30		0.7	15 °	DE	106	2315	4650		7.5			5480 x 1520		30	500	2	150	3		
				3560	3040	18000	32		0.7	15 °	DE	106	2315	4650		7.5			5480 x 1520		32	500	3	150	4		
				3560	3040	19650	33		0.7	15 °	DE	106	3390	4650		8			6060 x 1520		33	600	3	150	4		
				3200	2500	13050	23 / 25 with apron feeder		1.14		DH	100	4020	12230	12650	6			Top: 3660 x 1370 Bottom: 3460 x 1370		23 / 25 with apron feeder	450	2		3		
				3490	3020	16970	37.22 / 39.5 with apron feeder		1.14		DH	168	5080	14150	16700	11.5			Top: 6100 x 1830 Bottom: 5500 x 1830		37.22 / 39.5 with apron feeder	800	2		3		
				3510	3000	16380	28		1.3		DH	100	5760	16090	17540	10			Top: 4270 x 1524 Bottom: 3660 x 1524		28	450	2		3		
				3440	3000	18450	36.43		1.14		DH	100	6500	18280	19600	10			Top: 6100 x 1524 Bottom: 5490 x 1524		36.43	450	2		3		
				3510	3240	16560	32		1.3		DH	100	5760	16090	17540	10			Top/mid: 4270 x 1524 Bottom: 3660 x 1524		32	600	3		4		
				3440	3240	18450	38.78		1.14		DH	100	6500	18280	19600	10			Top/mid: 6100 x 1524 Bottom: 5490 x 1524		38.78	600	3		4		
				3600	3700	19550	42.43		1.5		DH	168	6730	19470	20560	10			Top/mid: 6710 x 1830 Bottom: 6100 x 1830		42.43	800	3		4		
RUBBLE MASTER HMH GMBH																											
				2840	2200	7600	4.77	0.25				7.2	2830-3750	max. 8070	max. 17000	-			2500 x 1000		4	< 80	1 or 2	100	2 or 3	4-40	
				2270	2480	7640	6.4	0.25	non-self-driven	non-self-driven	E - by the RM Crusher	13.2	2980-3500	max. 12440	10325	-	RM 60/RM 70GO! / RM 90GO! / RM 100GO! / RM 120X / RM V550GO!	linear motion vibrating screen	top deck: 3000 x 1200 bottom deck: 3000 x 1200		6.3	< 150	2	100	3	4-40	
				2610	2400	8220	6.95	0.25				16.3	2820-3450	max. 13850	11420	-			top deck: 3500 x 1300 bottom deck: 3500 x 1300		8	< 250	2	100	3	4-40	
				3190	2550	9880	16.5	0.1	max. 0.8	ca. 71 % (35.5°)	DH	50	3685	10900	11255	5	-		top deck: 2743 x 1220 bottom deck: 2743 x 1220		16.5	≤ 200	2	500	3	2-500	
				3200	2730	13440	25.7	0.1	max. 0.8	ca. 57 % (30°)	DH	101	4350	13165	13980	6	-		3660 x 1420		25.7	≤ 300	2	500	3	2-500	
				3250	2535	10950	25.5	0.1	max. 2.6 km/h	max. 30°	DE/E	100	4343	11975	13220	5	RM 70GO! 2.0 / RM 90GO! / RM 100GO! / RM 120X / RM V550GO! / RM J110X		Top deck 4200 x 1225 Bottom deck 3700 x 1225		26100	300	2	600	3	2-600	
				3430	3000	15005	33	0.1	max. 0.8	ca. 57 % (30°)	DH	101	4790	13665	15310	8.7	-		top deck: 4880 x 1525 bottom deck: 4675 x 1525		33	≤ 450	2	600	3	2-600	
				3550	3000	16345	43	0.2	max. 0.8	ca. 36 % (20°)	DH	168	5345	18730	17187	8.7	-		top deck: 6100 x 1830 bottom deck: 5900 x 1830		43	≤ 600	2	600	3	2-600	
				3500	3000	17700	30.5	0.33	max 0.8		DE / E	101	6100	17900	18800	9.2		MSC8500e-2D	top deck: 5480 x 1525 bottom deck: 4875 x 1525	depending on screening surface	32	≤ 400	2	200	3	2-100	
				3500	3000	17700	30.5	0.33	max 0.8		DE / E	101	5900	17550	18900	9.2	RM 70GO! / RM 90GO! / RM 100GO! / RM 120X / RM V550GO!		top deck: 5480 x 1525 middle deck: 5480 x 1525 bottom deck: 4875 x 1525		34.5	≤ 400	3	200	4	2-100	
				3500	3000	17700	32	0.1	max. 0.8	ca. 45 % (24.5°)	DH	98	6100	17900	18800	9.2		MSC8500M-2D	top deck: 5485 x 1525 bottom deck: 4875 x 1525		32	≤ 400	2	200	3	2-100	
				3550	3000	17700	35	0.2	max. 0.8	ca. 45 % (24.5°)	DH	97	6105	17900	18800	9.2		MSC8500M-3D	5485 x 1525		35	≤ 400	3	200	4	2-100	
				3500	3000	18850	36	0.1	max. 0.8	ca. 45 % (24.5°)	DH	97	6800	17900	19990	9.2		MSC10500M-2D	top deck: 6700 x 1525 bottom deck: 6100 x 1525		36	≤ 450	2	200	3	2-100	
				3600	3000	18860	37.5	0.2	max. 0.8	ca. 45 % (24.5°)	DH	97	6800	17900	19950	9.2		MSC10500M-3D	top deck: 6700 x 1525 middle deck: 6700 x 1525 bottom deck: 6100 x 1525		37.5	≤ 450	3	200	4	2-100	
				2600	2650	5600	3.9	0.25				18	2500	2740-9120	13470	-	RM 90GO!		2340 x 1100		3.9	< 160	1	100	2	0-63	
				2750	2900	6100	4.8	0.25	mounted on Crusher	mounted on Crusher	E - by the RM Crusher	20	2760	2910-9300	14700	-	RM 100GO!		3040 x 1300		4.8	< 260	1	100	2	0-63	
				2980	2940	6700	6.4	0.25				24.5	2900	3130-9420	15860	-	RM 120X		3500 x 1500		6.4	≤ 300	1	100	2	0-63	
				2461	2167	4761	3.4	0.3				16.5	2250	2550	12281	-	RM 70GO!		1050 x 1055		3.4	< 120	1	100	2	0-63	

**MOBILE SCREEN
STANDALONE
OPERATION**

		Mobility				Transport data							Technical specifications											Material				
		Semi-mobile	Wheel-mounted	Track-mounted	Skid-mounted/ Container-mobile	Transport height [mm]	Transport width [mm]	Transport length [mm]	Transport weight [t]	Set-up time [h]	Travel speed [km/h]	Climbing ability [%]	Drive *	Required power [kW]	Working height [mm]	Working width [mm]	Working length [mm]	Feed hopper volume [m ³]	Crushing system upstream	Functional principle	Screen surface (bxl) [mm x mm]	Open area [m ²]	Total weight of screen [t]	Capacity [t/h]	No. of screen decks	Max. feed particle size [mm]	No. of possible product fractions	Product particle size(s) [mm]
CITYEQUIP <small>mineral processing</small> SIEHE JÜRGEN KÖLSCH GMBH				●																								
	H6203 /R			●		3600	3200	19600	47.5	5.0			E	151	4750	16250	18550	8.2			1950 x 6100		47.5	800	3	100	4	2-100
	CityHorizon 6203	●				3000	3000	9840	18.7	8.0			E	30	4000	4400	9840	/		elliptical motion	1950 x 6100		18.7	600	2 or 3	100	4	2-100
KLEEMANN GMBH				●																								
	MSS 502(i) EVO			●		3120	3000	14400	26.5-33.5				DH	73				6.4	●	2-deck screening unit	1350 x 4000		26.5-33.5	350	2	640 x 400 x 240	3	
	MSS 802(i) EVO			●		3400	3000	15840	32-38.5				DH	98-99				9.1	●	2-deck screening unit	1550 x 4880		32-38.5	500	2	800 x 500 x 300	3	
	MSC 702(i) EVO			●		3400	3000	16525	30.5-38				DH	73-77				8	●	2-deck screening unit	1550 x 4500		30.5-38	350	2	100 x 160 x 60	3	
	MSC 703(i) EVO			●		3400	3200	16525	33.5-41				DH	73-77				8	●	3-deck screening unit	1550 x 4500		33.5-41	350	3	100 x 160 x 60	4	
	MSC 952(i) EVO			●		3385	3000	17960	33-40.5				DH	94-98				8	●	2-deck screening unit	1550 x 6100		33-40.5	500	2	100 x 160 x 60	3	
	MSC 953(i) EVO			●		3385	3200	17960	37-44.5				DH	94-98				8	●	3-deck screening unit	1550 x 6100		37-44.5	500	3	100 x 160 x 60	4	
METSO				●																								
	Lokotrack ST2.3			●		2850	2280	11820	16.5		1.1	13°	DH	100	2440	1930		5.5			3040 x 1520		16.5	350	2	400	3	
	Lokotrack ST2.8			●		3560	3000	15630	26		0.7	15°	DE	100	3300	3000		11			4870 x 1520		26	600	2	600	3	
	Lokotrack ST3.8			●		3330	3000	18000	30		0.7	15°	DE	106	2315	4650		7.5			5480 x 1520		30	500	2	150	3	
	Lokotrack ST4.8			●		3560	3040	18000	32		0.7	15°	DE	106	2315	4650		7.5			5480 x 1520		32	500	3	150	4	
	Lokotrack ST4.10			●		3560	3040	19650	33		0.7	15°	DE	106	3390	4650		8			6060 x 1520		33	600	3	150	4	
	Nordtrack S2.5			●		3200	2500	13050	23 / 25 with apron feeder		1.14		DH	100	4020	12230	12650	6			Top: 3660 x 1370 Bottom: 3460 x 1370		23 / 25 with apron feeder	450	2		3	
	Nordtrack S2.11			●		3490	3020	16970	37.22 / 39.5 with apron feeder		1.14		DH	168	5080	14150	16700	11.5			Top: 6100 x 1830 Bottom: 5500 x 1830		37.22 / 39.5 with apron feeder	800	2		3	
	Nordtrack S3.7			●		3510	3000	16380	28		1.3		DH	100	5760	16090	17540	10			Top: 4270 x 1524 Bottom: 3660 x 1524		28	450	2		3	
	Nordtrack S3.9			●		3440	3000	18450	36.43		1.14		DH	100	6500	18280	19600	10			Top: 6100 x 1524 Bottom: 5490 x 1524		36.43	450	2		3	
	Nordtrack S4.7			●		3510	3240	16560	32		1.3		DH	100	5760	16090	17540	10			Top/mid: 4270 x 1524 Bottom: 3660 x 1524		32	600	3		4	
	Nordtrack S4.9			●		3440	3240	18450	38.78		1.14		DH	100	6500	18280	19600	10			Top/mid: 6100 x 1524 Bottom: 5490 x 1524		38.78	600	3		4	
	Nordtrack S4.12			●		3600	3700	19550	42.43		1.5		DH	168	6730	19470	20560	10			Top/mid: 6710 x 1830 Bottom: 6100 x 1830		42.43	800	3		4	

* Drive: D = diesel; DE = diesel/electric; DH = diesel/hydraulic; E = electric; H = hydraulic; EH = electric/hydraulic
 ** depends on equipment
 *** depending on specific weight



Issue 12/2024

SPECIAL
Construction and mining machinery
 with advertising and editorial modules

Advertising closing date: 18.11.2024
 Publication date: 10.12.2024

**MOBILE SCREEN
STANDALONE
OPERATION**

		Mobility				Transport data							Technical specifications											Material					
Semi-mobile	Wheel-mounted	Track-mounted	Skid-mounted/ Container-mobile	Transport height [mm]	Transport width [mm]	Transport length [mm]	Transport weight [t]	Set-up time [h]	Travel speed [km/h]	Climbing ability [%]	Drive *	Required power [kW]	Working height [mm]	Working width [mm]	Working length [mm]	Feed hopper volume [m³]	Crushing system upstream	Functional principle	Screen surface (bxl) [mm x mm]	Open area [m²]	Total weight of screen [t]	Capacity [t/h]	No. of screen decks	Max. feed particle size [mm]	No. of possible product fractions	Product particle size(s) [mm]			
PORTAFILL SIEHE JÜRGEN KÖLSCH GMBH																													
	MS 3		●		2595	2330	8901	11.5	0.10		DH	39	3550	10976	9968	3.3		circular motion	1220 x 2400	depending on screening surface	11.5	200	2	200	4	2-190			
	MS 6		●		2907	2755	11899	23.5	0.5		DH	50	5100	13960	13200	4			1220 x 4900		23.5	300	2 or 3	200	5	2-100			
	MR 2		●		2970	2500	6150	11.0	0.10		DH	39	2862	2285	8760	direct feed			2540 x 2750		11.0	200	1	500	2	10-100			
	MR 5		●		2567	2273	9325	13.5	0.5		DH	40	3300	11424	10418	4			3712 x 2311		13.5	300	2	400	3	10-100			
POWERSCREEN SIEHE JÜRGEN KÖLSCH GMBH																													
	CH400		●		3130	2500	10200	17	2.0		DH	55	4650	11350	11800	4		circular motion	1220 x 2440	depending on screening surface	11.8	200	2	200	4	2-75			
	CH600		●		3200	2600	11800	20	3.0		DH	55	4700	12780	13500	4.6			1220 x 2440		13.5	200	2	200	4	2-75			
	CH1400		●		3361	2750	15400	25	3.0		DH	98	5100	16200	16200	7.5			1500 x 3300		16.2	300	2	250	4	2-90			
	CH1700		●	●	3415	3002	16000	29.4	3.0		DH	97	5837	17454	16610	8			1550 x 4880		29.4	40	2 or 3	250	5	2-90			
	CH2100X		●		3450	3000	18000	37.2	3.0		DH	98	6677	18245	19230	7.5			1550 x 6100		37.2	500	2 or 3	250	5	2-90			
	CH2100 Bivitec		●		3450	3000	18000	37.2	3.0		DH	97	6680	18245	19230	7.5			1550 x 5880		37.2	400	2	250	4	2-90			
	CH2200		●		3550	3000	19790	37.4	4.0		DH	97	7890	18300	20050	8		1550 x 3300	37.4		600	2	250	5	2-90				
	Powertrak 750		●		3200	2820	9430	19	0.5		DH	53	4270	2650	10500	5		2750 x 4500	19		600	1	500	2	10-100				
	W600		●		2550	2250	10980	12	0.5		DH	36.4	3180	10420	10540	3		1170 x 2340	12		280	2 or 3	400	3	6-75				
	W800		●		3090	2500	9220	16.7	0.5		DH	55	3920	14090	11110	3.1		1220 x 2770	16.7		280	2 or 3	400	3	6-75				
	W1200		●		2150	2250	10960	17	2.0		DH	49.4/54	4020	10360	11620	5		1200 x 3600	17		300	2	300	3	6-75				
	W1400X		●		3200	2750	14170	27.6	2.0		DH	90	4400	12590	14200	7		1250 x 3600	27.6		500	2 or 3	500	3	6-100				
	W1800		●		3390	2960	15380	30	3.0		DH	83	4200	12620	14450	6.8		2720 x 4400	30		600	2 or 3	500	3	6-120				
	W2100		●		3420	3000	16021	38	2.0		DH	97	4678	13592	16285	7		1550 x 4880	38		700	2	600	3	6-150				
	W2100 Spaleck		●		3400	3000	16020	34.3	2.0		DH	97	4500	13600	16300	7		1550 x 4880	34.3		700	2 or 3	400	3	2-75				
	W2400		●		3600	3000	17333	46	4.0		DH	151	5197	15329	18469	10		1930 x 6100	46		800	2 or 3	650	3	6-170				
	RUBBLE MASTER HMH GMBH																												
		CS2500	●		●	2840	2200	7600	4.77	0.25		E - by the RM Crusher	7.2	2830-3750	max. 8070	max. 17000	-	RM 60/RM 70GO!/ RM 90GO!/RM 100GO!/ RM 120X/RM V550GO!	linear motion vibrating screen		2500 x 1000	depending on screening surface	4	< 80	1 or 2	100	2 or 3	4-40	
CS3600		●		●	2270	2480	7640	6.4	0.25	non-self-driven	13.2		2980-3500	max. 12440	10325	-	top deck: 3000 x 1200 bottom deck: 3000 x 1200			6.3	< 150		2	100	3	4-40			
CS4800		●		●	2610	2400	8220	6.95	0.25	non-self-driven	16.3		2820-3450	max. 13850	11420	-	top deck: 3500 x 1300 bottom deck: 3500 x 1300			8	< 250		2	100	3	4-40			
HS3500M			●		3190	2550	9880	16.5	0.1	max. 0.8	ca. 71% (35.5°)	DH	50	3685	10900	11255	5	-	top deck: 2743 x 1220 bottom deck: 2743 x 1220	3660 x 1420	16.5	≤ 200	2	500	3	2-500			
HS5000M			●		3200	2730	13440	25.7	0.1	max. 0.8	ca. 57% (30°)	DH	101	4350	13165	13980	6	-	25.7		≤ 300	2	500	3	2-500				
H50X			●		3250	2535	10950	25.5	0.1	max. 2.6 km/h	max. 30°	DE/E	100	4343	11975	13220	5	RM 70GO! 2.0/ RM 90GO!/ RM 100GO!/ RM 120X/ RMV-550GO!/ RM J110X	Top deck 4200 x 1225 Bottom deck 3700 x 1225	26100	300	2	600	3	2-600				
HS7500M			●		3430	3000	15005	33	0.1	max. 0.8	ca. 57% (30°)	DH	101	4790	13665	15310	8.7	-	top deck: 4880 x 1525 bottom deck: 4675 x 1525	depending on screening surface	33	≤ 450	2	600	3	2-600			
HS11000M			●		3550	3000	16345	43	0.2	max. 0.8	ca. 36% (20°)	DH	168	5345	18730	17187	8.7	-	top deck: 6100 x 1830 bottom deck: 5900 x 1830		43	≤ 600	2	600	3	2-600			
MSC8500e-2D			●		3500	3000	17700	30.5	0.33	max. 0.8		DE/E	101	6100	17900	18800	9.2		top deck: 5480 x 1525 bottom deck: 4875 x 1525	depending on screening surface	32	≤ 400	2	200	3	2-100			
MSC8500e-3D			●		3500	3000	17700	30.5	0.33	max. 0.8		DE/E	101	5900	17550	18900	9.2	RM 70GO!/RM 90GO!/ RM 100GO!/RM 120X/ RMV550GO!	top deck: 5480 x 1525 middle deck: 5480 x 1525 bottom deck: 4875 x 1525		34.5	≤ 400	3	200	4	2-100			

* Drive: D = diesel; DE = diesel/electric; DH = diesel/hydraulic; E = electric; H = hydraulic; EH = electric/hydraulic
 ** depends on equipment
 *** depending on specific weight

**MOBILE SCREEN
STANDALONE
OPERATION**

		Mobility				Transport data							Technical specifications											Material					
		Semi-mobile	Wheel-mounted	Track-mounted	Skid-mounted/ Container-mobile	Transport height [mm]	Transport width [mm]	Transport length [mm]	Transport weight [t]	Set-up time [h]	Travel speed [km/h]	Climbing ability [%]	Drive *	Required power [kW]	Working height [mm]	Working width [mm]	Working length [mm]	Feed hopper volume [m ³]	Crushing system upstream	Functional principle	Screen surface (bxl) [mm x mm]	Open area [m ²]	Total weight of screen [t]	Capacity [t/h]	No. of screen decks	Max. feed particle size [mm]	No. of possible product fractions	Product particle size(s) [mm]	
RUBBLE MASTER HMH GMBH																													
	MSC8500M-2D			●		3500	3000	17700	32	0.1	max. 0.8	ca. 45% (24.5°)	DH	98	6100	17900	18800	9.2	RM 70GO!/RM 90GO! RM 100GO!/RM 120X/ RMV550GO!	circular motion vibrating screen	top deck: 5485 x 1525 bottom deck: 4875 x 1525	depending on screening surface	32	≤ 400	2	200	3	2-100	
	MSC8500M-3D			●		3550	3000	17700	35	0.2	max. 0.8	ca. 45% (24.5°)	DH	97	6105	17900	18800	9.2			5485 x 1525		35	≤ 400	3	200	4	2-100	
	MSC10500M-2D			●		3500	3000	18850	36	0.1	max. 0.8	ca. 45% (24.5°)	DH	97	6800	17900	19990	9.2	RM 90GO!/ RM 100GO!/ RM 120X/ RMV550GO!!		top deck: 6700 x 1525 bottom deck: 6100 x 1525		36	≤ 450	2	200	3	2-100	
	MSC10500M-3D			●		3600	3000	18860	37.5	0.2	max. 0.8	ca. 45% (24.5°)	DH	97	6800	17900	19950	9.2			top deck: 6700 x 1525 middle deck: 6700 x 1525 bottom deck: 6100 x 1525		37.5	≤ 450	3	200	4	2-100	
SANDVIK																													
	QA335			●		3400	3000	15350	26.5	0.5	0.8 / 1.5	25	DH	55	5900	16350	15900	6.6	Dual, Circular Motion	3963 x 1524	Pending media	26.5	≤ 400	2+2	200	4	2-100		
	QA442			●		3600	3000	18250	33	0.5	0.7 / 1.25	20	DH	98	6200	19750	19050	11.3					6096 x 1524	32.3	≤ 600	2+2	200	4	2-100
	QA442e			●		3600	3000	18250	34	0.5	0.7 / 1.25	20	DH/DE	98	6200	19750	19050	11.3					6096 x 1524	33.5	≤ 600	2+2	200	4	2-100
	QA452			●		3600	3200	18370	36.2	0.5	0.7 / 1.25	20	DH	98	6900	19180	18910	11.3					6096 x 1524	36.7	≤ 600	3+3	200	5	2-100
	QA452e			●		3600	3200	18370	37.2	0.5	0.7 / 1.25	20	DH/DE	98	6900	19180	18910	11.3					6096 x 1524	38	≤ 600	3+3	200	5	2-100
	UF320E		●			4300	3000	16500	33	0.5			E	100 kVA	5300	13800	20200	n/a				4290 x 1800	33	≤ 400	3	200	4	2-100	
	QE141			●		3100	2700	8690	20	0.5	0.8 / 1.5	20	DH	55	3440	2730	11520	3.3				2200 x 3200	20	≤ 400	2	700	2	40-127	
	QE241			●		3100	2500	9990	18.6	0.5	0.8 / 1.5	20	DH	55	3900	14200	12230	4.2				3352 x 1240	18.6	≤ 350	2	400	2 or 3	5-100	
	QE342			●		3400	3000	14830	28.5	0.5	0.8 / 1.5	20	DH	75-98	4480	14550	15440	7.0				4700 x 1450	28.6	≤ 500	2	600	2 or 3	5-125	
	QE342e			●		3400	3000	14830	30	0.5	0.8 / 1.5	20	DH/DE	75-98	4480	14550	15440	7.0				4700 x 1450	30	≤ 500	2	600	2 or 3	5-125	
	QE442			●		3500	3200	16330	37.2	0.5	0.9 / 1.6	20	DH	96-110	4680	14560	16820	8.5				5480 x 1750	37	≤ 900	2	800	2 or 3	5-150	
	QE442e			●		3500	3200	16330	39.9	0.5	0.9 / 1.6	20	DH/DE	96-110	4680	14560	16820	8.5				5480 x 1750	38.3	≤ 900	2	800	2 or 3	5-150	
	QE442 Free Flow			●		3500	3200	16330	37.5	0.5	0.9 / 1.6	20	DH	96-110	4680	14560	16820	8.5				5398 x 1730	37	≤ 400	2	200	2 or 3	2-100	
	QE442e Free Flow			●		3500	3200	16330	40.2	0.5	0.9 / 1.6	20	DH/DE	96-110	4680	14560	16820	8.5				5398 x 1730	38.3	≤ 400	2	200	2 or 3	2-100	

* Drive: D = diesel; DE = diesel/electric; DH = diesel/hydraulic; E = electric; H = hydraulic; EH = electric/hydraulic
 ** depends on equipment
 *** depending on specific weight

SUPPLIERS


**J.G.M.N. HENSEN QUARRY
EQUIPMENT**
 't Winkel 17a
 6027 NT Soerendonk
 NETHERLANDS
 Tel.: +31 495 5923-88
 Fax: +31 495 5923-15
 info@hensen.com
 www.hensen.com



JÜRGEN KÖLSCH GMBH
 Wildspitzstr. 2
 87751 Heimertingen
 GERMANY
 Tel.: +49 8335 9895-0
 Fax: +49 8335 9895-95
 info@koelsch.com
 www.koelsch.com

SCREENS

ALLGAIER

PROCESS TECHNOLOGY

ALLGAIER PROCESS TECHNOLOGY GMBH

Ulmer Str. 45
73066 Uhingen
GERMANY
Tel.: +49 7161 301-175
Fax: +49 7161 34268
process-technology@allgaier-group.com
www.allgaier-process-technology.com

binder+co

we process the future

BINDER+CO AG

Grazer Str. 19-25
8200 Gleisdorf
AUSTRIA
Tel.: +43 3112 800-0
Fax: +43 3112 800-300
office@binder-co.at
www.binder-co.com

**DERRICK CORPORATION**

590 Duke Road
Buffalo, New York 14225
USA
Tel.: +1 716 683-9010
Fax: +1 716 683-4991
info@derrick.com

**GKM SIEBTECHNIK GMBH**

Felix Wankel Str. 11
74915 Waibstadt
GERMANY
Tel.: +49 7263 40972-0
Fax: +49 7263 40972-29
info@gkm-group.com
www.gkm-group.com

HAYER & BOECKER

DIE DRAHTWEBER

HAYER & BOECKER OHG, WIRE WEAVING DIVISION

Ennigerloher Str. 64
59302 Oelde
GERMANY
Tel.: +49 2522 30-8310
Fax: +49 2522 30-636
screens@haverboecker.com
www.haverboecker.com

HAYER & BOECKER

NIAGARA

HAYER NIAGARA GMBH

Robert-Bosch-Str. 6
48153 Münster
GERMANY
Tel.: +49 251 9793-0
Fax: +49 251 9793-156
info@haverniagara.com
www.haverniagara.com

Höft GmbH

Maschinen-Stahlbau-Fördertechnik

HÖFT GMBH

Maschinen – Stahlbau – Fördertechnik
Hauptstr. 38–40
04861 Torgau OT Mehderitzsch
GERMANY
Tel.: +49 3421 77303-0
Fax: +49 3421 77303-40
info@hoeftgmbh.de
www.hoeftgmbh.de



Material Handling

IFE AUFBEREITUNGSTECHNIK GMBH

Patertal 20
3340 Waidhofen an der Ybbs
AUSTRIA
Tel.: +43 7442 515-0
Fax: +43 7442 515-15
office@ife-bulk.com
www.ife-bulk.com

JOEST**JÖST GMBH + CO. KG**

Gewerbestr. 28–32
48249 Dülmen
GERMANY
Tel.: +49 2590 98-0
Fax: +49 2590 98-101
info@joest.com
www.joest.com

**JÜRGEN KÖLSCH GMBH**

Wildspitzstr. 2
87751 Heimertingen
GERMANY
Tel.: +49 8335 9895-0
Fax: +49 8335 9895-95
info@koelsch.com
www.koelsch.com

**MAJOR EUROPE S.A.**

Rue des Gaillettes 9
4651 Herve-Battice
BELGIUM
Tel.: +32 87 6929-60
Fax: +32 87 6929-61
saleseurope@majorflexmat.com
www.majorflexmat.com

**MERZ AUFBEREITUNGSTECHNIK GMBH**

Industriestr. 29
79787 Lauchringen
GERMANY
Tel.: +49 7741 6826-0
Fax: +49 7741 6826-99
info@merz-aufbereitungstechnik.de
www.merz-aufbereitungstechnik.de

Metso**METSO GERMANY GMBH**

Grafenberger Allee 293
40237 Düsseldorf
GERMANY
Tel.: +49 800 353 6000
minerals.service.de@mogroup.com
www.metso.com/de

SCREENS

**AUGUST MÜLLER GMBH & CO. KG**

Berner Feld 15
78628 Rottweil
GERMANY
Tel.: +49 741 28020
service@august-mueller.com
www.august-mueller.com



Enjoy the Difference

RHEWUM GMBH

Rosentalstr. 24
42899 Remscheid
GERMANY
Tel.: +49 2191 5767-0
Fax: +49 2191 5767-111
info@rhwum.de
www.rhwum.com

**THE ROTEX GROUP**

Aston Lane North
Whitehouse Vale, Runcorn
Cheshire WA7 3FA
UNITED KINGDOM
Tel.: +44 1928 706-100
Fax: +44 1928 706-119
info-europe@rotex.com
www.rotex.com

**RUBBLE MASTER HMM GMBH**

Im Südpark 196
4030 Linz/Pichling
AUSTRIA
Tel.: +43 732 737117-0
sales@rubblemaster.com
www.rubblemaster.com



www.russellfinex.com

RUSSELL FINEX NV

Zandvoortstraat 20C
2800 Mechelen
BELGIUM
Tel.: +32 15-275919
sales.nv@russellfinex.com
www.russellfinex.com

**SANDVIK MINING AND CONSTRUCTION CENTRAL EUROPE GMBH**

Gladbecker Str. 427
45329 Essen
GERMANY
Tel.: +49 201 1785-300
Fax: +49 201 1785-800
smc.essen@sandvik.com
www.rockprocessing.sandvik

**SBM MINERAL PROCESSING GMBH**

Oberweis 401
4664 Oberweis
AUSTRIA
Tel.: +43 3612 2703-0
Fax: +43 3612 2703-8109
office@sbm-mp.at
www.sbm-mp.at

**SCREENING TECHNOLOGY CONSULTING OHG**

Dorfstr. 13a
25495 Kummerfeld
GERMANY
Tel.: +49 4101 23434
Tel.: +49 172 5702879
info@stcserv.com
www.stcserv.com

**SIEBTECHNIK GMBH**

Platanenallee 46
45478 Mülheim/Ruhr
GERMANY
Tel.: +49 208 5801-00
Fax: +49 208 5801-300
sales@siebtechnik.com
www.siebtechnik-tema.com

**SPALECK GMBH & CO. KG**

Robert-Bosch-Str. 15
46397 Bocholt
GERMANY
Tel.: +49 2871 2134-0
Fax: +49 2871 2134-229
f-s@spaleck.de
www.spaleck.de

**SWECO EUROPE SA**

Rue du Commerce 21
1400 Nivelles
BELGIUM
Tel.: +32 67893-434
Fax: +32 67893-428
europe@sweco.com
www.sweco.com



Minerals

WEIR MINERALS EUROPE LTD

Halifax Road
Todmorde, Lancashire OL14 5RT
UNITED KINGDOM
Tel.: +44 1706 298 476
Fax: +44 1706 815 350
europe.minerals@mail.weir
www.global.weir

SCREENING SURFACES

ALLGAIER
PROCESS TECHNOLOGY

ALLGAIER PROCESS TECHNOLOGY GMBH
Ulmer Str. 45
73066 Uhingen
GERMANY
Tel.: +49 7161 301-175
Fax: +49 7161 34268
process-technology@allgaier-group.com
www.allgaier-process-technology.com



Curt Ebert Siebtechnik GmbH
Prellerstrasse 5
44141 Dortmund
GERMANY
Tel.: +49 231 927398-0
Fax: +49 231 927398-10
info@curt-ebert-siebtechnik.de
www.curt-ebert-siebtechnik.de



DERRICK CORPORATION
590 Duke Road
Buffalo, New York 14225
USA
Tel.: +1 716 683-9010
Fax: +1 716 683-4991
info@derrick.com
www.derrick.com



GKM SIEBTECHNIK GMBH
Felix Wankel Str. 11
74915 Waibstadt
GERMANY
Tel.: +49 7263 40972-0
Fax: +49 7263 40972-19
info@gkm-group.com
www.gkm-group.com



INELAS POLIURETANOS, SL
Pol. Ind. Malpica – c/G n°38
50016 Zaragoza
SPAIN
Tel.: +34 976 571-095
Fax: +34 976 571-190
inelas@inelas.com
www.inelas.com



ISENMANN SIEBE GMBH
Am Storrenacker 26
76139 Karlsruhe
GERMANY
Tel.: +49 721 6290-0
Fax: +49 721 6290-70
info@isenmannsiebe.de
www.isenmannsiebe.de



JÜRGEN KÖLSCH GMBH
Wildspitzstr. 2
87751 Heimertingen
GERMANY
Tel.: +49 8335 9895-0
Fax: +49 8335 9895-95
info@koelsch.com
www.koelsch.com



KÜPER GMBH & CO. KG
Mettestr. 23
44803 Bochum
GERMANY
Tel.: +49 234 93598-0
Fax: +49 234 93598-22
info@kuepergermany.com
www.kuepergermany.com

Metso

METSO GERMANY GMBH
Grafenberger Allee 293
40237 Düsseldorf
GERMANY
Tel.: +49 800 353 6000
minerals.service.de@mogroup.com
www.metso.com/de



NUBA SCREENING MEDIA
Calle Plasencia 35
28935 Móstoles, Madrid
SPAIN
Tel.: +34 91 6160500
Fax: +34 91 6165030
international@nubasm.com
www.nubasm.com



REMA TIP TOP AG
Gruber Straße 65
85586 Poing
GERMANY
Tel.: +49 8121 707-100
Fax: +49 8121 707-222
info@tiptop.de
www.rema-tiptop.de



THE ROTEX GROUP
Aston Lane North
Whitehouse Vale, Runcorn
Cheshire WA7 3FA
UNITED KINGDOM
Tel.: +44 1928 706-100
Fax: +44 1928 706-119
info-europe@rotex.com
www.rotex.com



RUSSELL FINEX NV
Zandvoortstraat 20C
2800 Mechelen
BELGIUM
Tel.: +32 15-275919
sales.nv@russellfinex.com
www.russellfinex.com

SCREENING SURFACES



SANDVIK MINING AND CONSTRUCTION CENTRAL EUROPE GMBH
Gladbecker Str. 427
45329 Essen
GERMANY
Tel.: +49 201 1785-300
Fax: +49 201 1785-800
smc.essen@sandvik.com
ROCKPROCESSING.SANDVIK



SCREENING TECHNOLOGY CONSULTING OHG
Dorfstr. 13a
25495 Kummerfeld
GERMANY
Tel.: +49 4101 23434
Tel.: +49 172 5702879
info@stcserv.com
www.stcserv.com



SWECO EUROPE SA
Rue du Commerce 21
1400 Nivelles
BELGIUM
Tel.: +32 67893-434
Fax: +32 67893-428
europe@sweco.com
www.sweco.com



VELOFA LOCHBLECHE GMBH
Karlstr. 12 a
45739 Oer-Erkenschwick
GERMANY
Tel.: +49 2368 54534
Fax: +49 2368 57782
info@velofa.de
www.velofa.de

WEAR



ABRASERVICE DEUTSCHLAND GMBH
Ronsdorfer Str. 24
40233 Düsseldorf
GERMANY
Tel.: +49 211 99550-0
Fax: +49 211 99550-200
a.deutschland@abraservice.com
www.abraservice.de



REMA TIP TOP AG
Gruber Straße 65
85586 Poing
GERMANY
Tel.: +49 8121 707-100
Fax: +49 8121 707-222
info@tiptop.de
www.rema-tiptop.de



JÜRGEN KÖLSCH GMBH
Wildspitzstr. 2
87751 Heimertingen
GERMANY
Tel.: +49 8335 9895-0
Fax: +49 8335 9895-95
info@koelsch.com
www.koelsch.com



KÜPER GMBH & CO. KG
Mettestr. 23
44803 Bochum
GERMANY
Tel.: +49 234 93598-0
Fax: +49 234 93598-22
info@kuepergermany.com
www.kuepergermany.com

Metso

METSO GERMANY GMBH
Grafenberger Allee 293
40237 Düsseldorf
GERMANY
Tel.: +49 800 353 6000
minerals.service.de@mogroup.com
www.metso.com/de



SANDVIK MINING AND CONSTRUCTION CENTRAL EUROPE GMBH
Gladbecker Str. 427
45329 Essen
GERMANY
Tel.: +49 201 1785-300
Fax: +49 201 1785-800
smc.essen@sandvik.com
ROCKPROCESSING.SANDVIK



SCREENING TECHNOLOGY CONSULTING OHG
Dorfstr. 13a
25495 Kummerfeld
GERMANY
Tel.: +49 4101 23434
Tel.: +49 172 5702879
info@stcserv.com
www.stcserv.com

ANALYSIS/LABORATORY SIEVES



WHEN PARTICLE SIZE MATTERS

ENDECOTTS LIMITED
Parsons Lane, Hope
Hope Valley, S33 6RB
UNITED KINGDOM
Tel.: +44 208 542 8121
sales@endecotts.com
www.endecotts.com



GKM SIEBTECHNIK GMBH
Felix Wankel Str. 11
74915 Waibstadt
GERMANY
Tel.: +49 7263 40972-0
Fax: +49 7263 40972-29
info@gkm-group.com
www.gkm-group.com



NEXOPART GMBH & CO. KG
A Haver & Boecker and
Hosokawa Alpine Company
Ennigerloher Str. 64
59302 Oelde
GERMANY
Tel.: +49 2522 590840
info@nexopart.com
www.nexopart.com



RETSCH GMBH
Retsch-Allee 1-5
42781 Haan
GERMANY
Tel.: +49 2104 2333-100
Fax: +49 2104 2333-199
info@retschi.com
www.retschi.com



RHEWUM GMBH
Rosentalstr. 24
42899 Remscheid
GERMANY
Tel.: +49 2191 5767-0
Fax: +49 2191 5767-111
info@rhewum.de
www.rhewum.com



THE ROTEX GROUP
Aston Lane North
Whitehouse Vale, Runcorn
Cheshire WA7 3FA
UNITED KINGDOM
Tel.: +44 1928 706-100
Fax: +44 1928 706-119
info-europe@rotex.com
www.rotex.com



SIEBTECHNIK GMBH
Platanenallee 46
45478 Mülheim/Ruhr
GERMANY
Tel.: +49 208 5801-00
Fax: +49 208 5801-300
sales@siebtechnik.com
www.siebtechnik-tema.com



SWECO EUROPE SA
Rue du Commerce 21
1400 Nivelles
BELGIUM
Tel.: +32 67893-434
Fax: +32 67893-428
europe@sweco.com
www.sweco.co

ACCESSORIES



ALLGAIER PROCESS TECHNOLOGY GMBH
Ulmer Str. 45
73066 Uhingen
GERMANY
Tel.: +49 7161 301-175
Fax: +49 7161 34268
process-technology@allgaier-group.com
www.allgaier-process-technology.com



FRIEDRICH SCHWINGTECHNIK GMBH
Am Höfgen 24
42781 Haan
GERMANY
Tel.: +49 2129 3790-0
Fax: +49 2129 3790-37
info@friedrich-schwingtechnik.de
www.friedrich-schwingtechnik.de

HAVER & BOECKER



HAVER NIAGARA GMBH
Robert-Bosch-Str. 6
48153 Münster
GERMANY
Tel.: +49 251 9793-0
Fax: +49 251 9793-156
info@haverniagara.com
www.haverniagara.com



JÜRGEN KÖLSCH GMBH
Wildspitzstr. 2
87751 Heimertingen
GERMANY
Tel.: +49 8335 9895-0
Fax: +49 8335 9895-95
info@koelsch.com
www.koelsch.com



KÜPER GMBH & CO. KG
Mettestr. 23
44803 Bochum
GERMANY
Tel.: +49 234 93598-0
Fax: +49 234 93598-22
info@kuepergermany.com
www.kuepergermany.com

Metso

METSO GERMANY GMBH
Grafenberger Allee 293
40237 Düsseldorf
GERMANY
Tel.: +49 800 353 6000
minerals.service.de@mogroup.com
www.metso.com/de



OLI VIBRATIONSTECHNIK GMBH
Londoner Straße 22
65552 Limburg a.d. Lahn
GERMANY
Tel.: +49 6431 97136-0
Fax: +49 6431 97136-29
info.de@olivibra.com
www.oligmbh.de



STEINHAUS GMBH
Platanenallee 46
45478 Mülheim/Ruhr
GERMANY
Tel.: +49 208 5801-01
Fax: +49 208 5801-500
sales@steinhaus-gmbh.de
www.steinhaus-gmbh.de



SWECO EUROPE SA
Rue du Commerce 21
1400 Nivelles
BELGIUM
Tel.: +32 67893-434
Fax: +32 67893-428
europe@sweco.com
www.sweco.co

AT CRUSHING TECHNOLOGY

Advertising closing date:
30.10.2024

Publication date:
22.11.2024

Issue 2025

www.AT-minerals.com



MINERAL PROCESSING
WORLDWIDE



international topics!



New technologies
and projects
around the world!



Get a mini subscription
of AT **Worldwide** now!

www.at-minerals.com/atww